


**PARK  
LIGHT**

*catalogue*





# Sertifikalar

## Certificate



### UYARI

\*Katalogdaki ürün resimleri bilgimiz ve iznimiz olmadan kullanılamaz veya yayınlanamaz.

\*Verilen tüm elektriksel değerler ölçüm değerleridir. Lümen çıkışı ve elektriksel yük değerleri +/-10%tolerans dahilinde farklılık gösterebilir. Işık renk sıcaklık değerleri +/-150 K tolerans dahilindedir.

\*Baskıdan dolayı katalogdaki ürünlerin renkleri gerçeği yansıtmayabilir.

\*PARKLIGHT AYDINLATMA herhangi bir bildirim yayınlmaksızın ürünlerin özelliklerini değiştirme ve iptal etme hakkını elinde tutar. Güncel bilgileri web sayfamızdan öğrenebilirsiniz.

### WARNING

\* Product images in the catalog cannot be used or published without our information and permission.

\* All electrical values given are measured values. Lumen output and electrical load ratings may differ within +/- 10% tolerance. Light color temperature values are within +/- 150 K tolerance.

\*Due to the printing, the colors of the products in the catalog may not reflect the reality.

\* PARKLIGHT LIGHTING reserves the right to change and cancel the properties of the products without publishing any notification. You can find current information on our website.

# Hakkımızda

PARKLIGHT Aydınlatma;

Sektöründe yenilikçi bir bakış açısıyla müşteri memnuniyetini en üst seviyeyi hedefleyerek bunu vizyon ve misyon haline getirmiş bir firmadır.

Teknolojik, çevreye uyumlu, enerji tasarruflu ve tasarıma önem vererek ürünlerini geliştirmektedir.

## Vizyonumuz:

- \* Bağımsız bir firma olarak PARKLIGHT aydınlatma, taahhüt ve yangın sektörü pazarının ve müşterilerinin ihtiyaçlarına göre hızlı, esnek ve problemsiz bir firma olacaktır.
- \* Ürünlerinde, aydınlatma açısından görsellik, ergonomi, ekonomi; elektronik açıdan mükemmellik ve enerji tasarrufu kriterlerine göre profesyonel çalışma sağlayacak.
- \* Amacımız sadece ürün satmak değil, pazarın ve müşterilerin ihtiyaçlarına göre çözümler üreten, sistemler satan bir firma olmaktır.
- \* Hedefimiz her zaman elektronik olarak yenilikler yapan, uzman olduğu konularda son teknolojiyi yakalayan ve Türkiye'deki öncü kuruluşu olmaktır.
- \* Firmamız ülke ekonomisinde çok önemli olan enerji tasarrufu konusunu kendine prensip edinmiştir. Ayrıca en ekonomik kaynaklarının kullanılmasını, geliştirilmesini ve projelere uygulanmasını desteklemektedir.

## Misyonumuz:

- \* Global pazardaki payımızı arttırmak;
- \* Aydınlatmada çözüm ortağı olmak;
- \* Yenilikçi, çevreyle uyumlu ve enerji tasarruflu ürünler geliştirmek;
- \* Teknoloji ve tasarıma yatırım yapmak;
- \* Müşteri ihtiyaçlarını ve isteklerine en optimum şekilde cevap verecek sistemleri kurmak;
- \* Çalışanlarımızı sürekli olarak eğitmek, geliştirmek ve onları motive etmek;
- \* Tüm birimlerimizde ve ürünlerimizde dijitalleşmeyi entegre etmek.

# About us

PARKLIGHT Lighting;

Aiming at the highest level of customer satisfaction with an innovative perspective in the industry is a company that has made it a vision and mission.


It is a technological, environmentally friendly company that also gives importance to energy saving and design.

## Our vision:

- \* As an independent company, PARKLIGHT is under a fast, flexible and problem-free company according to the needs of the lighting, contracting and fire sector market and its customers.
- \* In our products, visuality, ergonomics, economy in terms of lighting; will provide professional work according to electronic excellence and energy saving criteria.
- \* Our aim is not only to sell products, but also to be a company that produces solutions and sells systems according to the needs of the market and customers.
- \* Our goal is always making innovations in electronics, has become the leading provider of the latest technology in Turkey.
- \* Our company has adopted the principle of energy saving which is very important in the country's economy. It also supports the use, development and application of the most economic resources to projects.

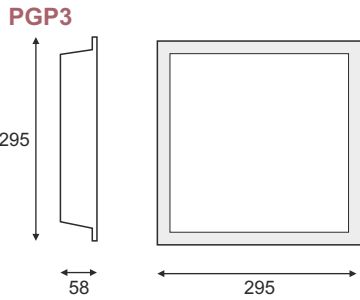
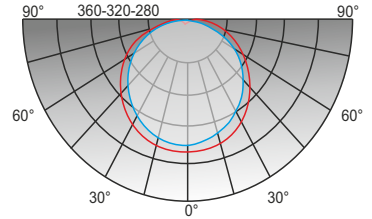
## Our mission:

- \* To increase our share in the global market;
- \* To be a solution partner in lighting;
- \* To develop innovative, environmentally friendly and energy efficient products;
- \* Investing in technology and design;
- \* To establish systems that will respond to customer demands and requests in the most appropriate way;
- \* To continuously train, develop and motivate our employees;
- \* Integrating digitalization in all our units and products.

**Özellikler, Features**

Elektrostatik toz boyalı metal gövde  
Homojen ışık dağılımı ile yüksek ışık geçirgenlikli opal beyaz difüzör  
130lm/W Armatür ışık şiddeti  
Tüm aksesuarları ile metal ve alçıpan tavana kolay montaj  
Çalışma sıcaklığı -20°C . . 45°C

Flat housing made of painted sheet steel  
Opal white diffuser with lambertian light distribution and high transmissivity  
Luminaire luminous flux to 130lm/W  
Easy installation with all accessory recessed mounting  
Ambiant temperature -20°C . . 45°C

**Data, Photometric Data****Kod ve opsiyonlar, Code and options**

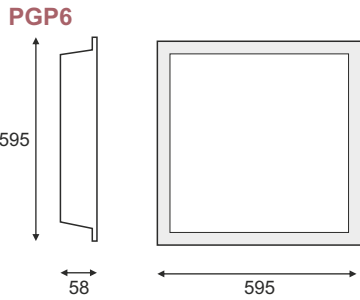

**PGP301-20-NW-3H**  
3H: EMG&battery, DA: DALI dimmable  
CF: Corridor Function  
CW (6500K), NW(4000K),  
WW(3000K), TW(3000-6500K)  
Power  
01: Lay-in mouting, 02: not braket,  
03: Clip-in mouting,  
PGP3: 300x300 Panel luminaire

Order Code	Input Voltage	Power	CCT	CRI	Light Output	Dimension	Cut Out	Weight
PGP301-20-NW	220-240V AC	20W	4000K	Ra>80	1550lm	295x295x58	280	650gr.
PGP302-20-NW	220-240V AC	20W	4000K	Ra>80	1550lm	295x295x58	280	650gr.
PGP303-20-NW	220-240V AC	20W	4000K	Ra>80	1550lm	280x280x58	280	650gr.

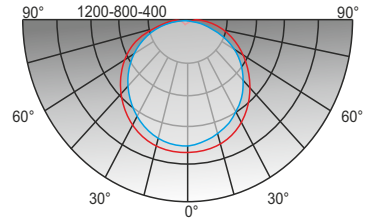
**Özellikler, Features**

Elektrostatik toz boyalı metal gövde  
Homojen ışık dağılımı ile yüksek ışık geçirgenlikli opal beyaz difüzör  
130lm/W Armatür ışık şiddeti  
Tüm aksesuarları ile metal ve alçıpan tavana kolay montaj  
Çalışma sıcaklığı -20°C . . 45°C

Flat housing made of painted sheet steel  
Opal white diffuser with lambertian light distribution and high transmissivity  
Luminaire luminous flux to 130lm/W  
Easy installation with all accessory recessed mounting  
Ambiant temperature -20°C . . 45°C



**Data, Photometric Data**



**Kod ve opsiyonlar, Code and options**

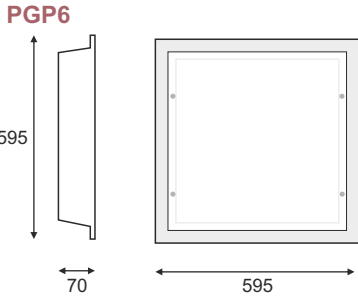
- PGP601-30-NW-3H**
- 3H: EMG&battery, DA: DALI dimmable
  - CF: Corridor Function
  - CW (6500K), NW(4000K), WW(3000K), TW(3000-6500K)
  - Power
  - 01: Lay-in mouting, 02: not braket, 03: Clip-in mouting,
  - PGP6: 600x600 Panel luminaire

Order Code	Input Voltage	Power	CCT	CRI	Light Output	Dimension	Weight
PGP601-30-NW	220-240V AC	30W	4000K	Ra>80	3300lm	595x595x58	950gr.
PGP601-40-NW	220-240V AC	40W	4000K	Ra>80	4300lm	595x595x58	950gr.
PGP602-30-NW	220-240V AC	30W	4000K	Ra>80	3300lm	595x595x58	950gr.
PGP602-40-NW	220-240V AC	40W	4000K	Ra>80	4300lm	595x595x58	950gr.
PGP603-30-NW	220-240V AC	30W	4000K	Ra>80	3300lm	595x595x58	950gr.
PGP603-40-NW	220-240V AC	40W	4000K	Ra>80	4300lm	595x595x58	950gr.

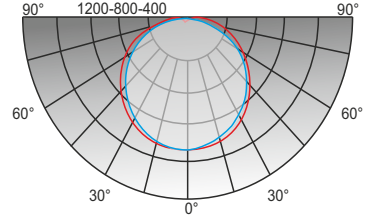
**Özellikler, Features**

Elektrostatik toz boyalı metal gövde  
Homojen ışık dağılımı ile yüksek ışık geçirgenlikli opal beyaz difüzör  
130lm/W Armatür ışık şiddeti  
4mm tempeli cam  
Sızdırmazlık contası  
Tüm aksesuarları ile metal ve alçıpan tavana kolay montaj  
Çalışma sıcaklığı -20°C . . 45°C

Flat housing made of painted sheet steel  
Opal white diffuser with lambertian light distribution and high transmissivity  
Luminaire luminous flux to 130lm/W  
4mm tempered glass  
Tightness joint  
Easy installation with all accessory recessed mounting  
Ambiant temperature -20°C . . 45°C



*Data, Photometric Data*



**Kod ve opsiyonlar, Code and options**

**PGP/WP601-30-NW-3H**

- **3H:** EMG&battery, **DA:** DALI dimmable
- **CF:** Corridor Function
- **CW** (6500K), **NW**(4000K), **WW**(3000K), **TW**(3000-6500K)
- **Power**
- **01:** Lay-in mouting, **02:** not braket, **03:** Clip-in mouting,
- **PGP/WP6:** 600x600 Panel luminaire

Order Code	Input Voltage	Power	CCT	CRI	Light Output	Dimension	Weight
PGP/WP601-30-NW	220-240V AC	30W	4000K	Ra>80	3300lm	595x595x70	8600gr.
PGP/WP601-40-NW	220-240V AC	40W	4000K	Ra>80	4400lm	595x595x70	8600gr.
PGP/WP602-30-NW	220-240V AC	30W	4000K	Ra>80	3300lm	595x595x70	8650gr.
PGP/WP602-40-NW	220-240V AC	40W	4000K	Ra>80	4400lm	595x595x70	8650gr.
PGP/WP603-30-NW	220-240V AC	30W	4000K	Ra>80	3300lm	595x595x70	8600gr.
PGP/WP603-40-NW	220-240V AC	40W	4000K	Ra>80	4400lm	595x595x70	8600gr.






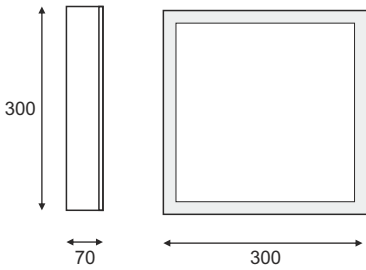
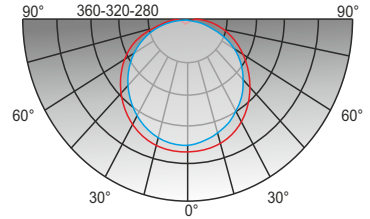
[www.parklight.com.tr](http://www.parklight.com.tr)



**Özellikler, Features**

Elektrostatik toz boyalı metal gövde  
Homojen ışık dağılımı ile yüksek ışık geçirgenlikli opal beyaz difüzör  
130lm/W Armatür ışık şiddeti  
Gövde uyumlu çerçevesi ile sıva üstü kolay montaj  
Çalışma sıcaklığı -20°C . . 45°C

Flat housing made of painted sheet steel  
Opal white diffuser with lambertian light distribution and high transmissivity  
Luminaire luminous flux to 13lm/W  
Easy mounting on the surface with its body-compatible frame  
Ambiant temperature -20°C . . 45°C

**PSP300****Data, Photometric Data****Kod ve opsiyonlar, Code and options**


- PSP300-20-NW-3H**
- **3H**: EMG&battery, **DA**: DALI dimmable
  - **CF**: Corridor Function
  - **CW** (6500K), **NW** (4000K), **WW** (3000K), **TW** (3000-6500K)
  - **Power**
  - **00**: Surface mouting
  - **PSP3**: 300x300 Panel luminaire

Order Code	Input Voltage	Power	CCT	CRI	Light Output	Dimension	Weight
<b>PSP300-20-NW</b>	220-240V AC	20W	4000K	Ra>80	2200lm	300x300x70	650gr.

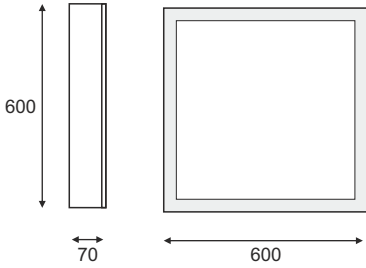
**Özellikler, Features**

Elektrostatik toz boyalı metal gövde  
Homojen ışık dağılımı ile yüksek ışık geçirgenlikli opal beyaz difüzör  
130lm/W Armatür ışık şiddeti  
Gövde uyumlu çerçevesi ile sıva üstü kolay montaj  
Çalışma sıcaklığı -20°C . . 45°C

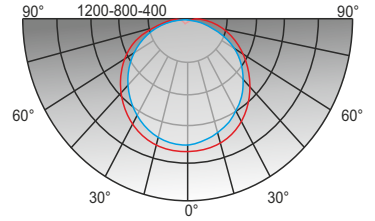
Flat housing made of painted sheet steel  
Opal white diffuser with lambertian light distribution and high transmissivity  
Luminaire luminous flux to 130lm/W  
Easy mounting on the surface with its body-compatible frame  
Ambiant temperature -20°C . . 45°C



**PSP600**



**Data, Photometric Data**



**Kod ve opsiyonlar, Code and options**

- PSP600-30-NW-3H**
- 3H: EMG&battery, DA: DALI dimmable
  - CF: Corridor Function
  - CW (6500K), NW(4000K), WW(3000K), TW(3000-6500K)
  - Power
  - 00: Surface mouting
  - PSP6: 600x600 Panel luminaire

Order Code	Input Voltage	Power	CCT	CRI	Light Output	Dimension	Weight
PSP600-30-NW	220-240V AC	30W	4000K	Ra>80	3300lm	600x600x70	950gr.
PSP600-40-NW	220-240V AC	40W	4000K	Ra>80	4400lm	600x600x70	950gr.



[www.parklight.com.tr](http://www.parklight.com.tr)



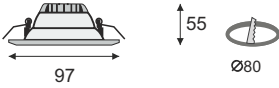
Özellikler, Features

Yüksek kaliteli alüminyumdan enjeksiyon yöntemiyle imal edilmiş gövde ve soğutuculu  
Opal difüzörlü backlight aydınlatmalı dekoratif gömme spot  
Çalışma sıcaklığı -20°C . . 45°C

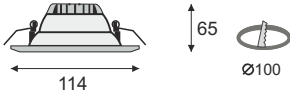
Body and coolant made of high quality aluminum by injection method  
Decorative recessed spotlight with backlight illumination with opal diffuser  
Working temperature -20 ° C . . 45 ° C



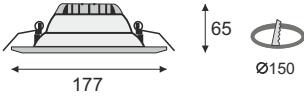
**PGD80**



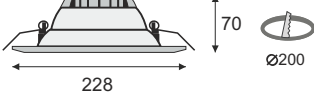
**PGD100**



**PGD150**



**PGD200**



**RN0**



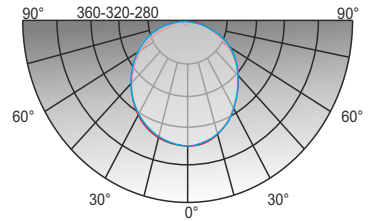
**RN1**



**RN2**



Data, Photometric Data



Kod ve opsiyonlar, Code and options

PGD80-RN0-8-NW -3H

- 3H:EMG&battery, DA:DALI dimmable
- CW (6500K), NW(4000K), WW(3000K)
- Power
- RN0, RN1, RN2
- Ø =80, 100, 150, 200
- PGD

Sipariş Kodu	Input Voltage	Power	CCT	CRI	Light Output	Dimension	Cut Out	Weight
PGD80-RN0-8-NW	220-240V AC	8W	4000K	Ra>80	750lm	97x55	80	550gr.
PGD100-RN0-10-NW	220-240V AC	10W	4000K	Ra>80	950lm	114x65	100	750gr.
PGD150-RN0-16-NW	220-240V AC	16W	4000K	Ra>80	1450lm	177x65	150	1050gr.
PGD200-RN0-24-NW	220-240V AC	24W	4000K	Ra>80	2200lm	228x70	200	1250gr.

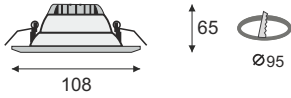
Özellikler, Features

Yüksek kaliteli alüminyumdan enjeksiyon yöntemiyle imal edilmiş gövde ve soğutuculu  
Opal difüzörlü backlight aydınlatmalı drive on board PCB li dekoratif gömme spot  
Çalışma sıcaklığı -20°C . . 45°C

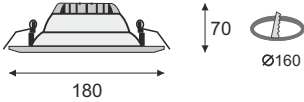
Body and coolant made of high quality aluminum by injection method  
Decorative recessed spotlight with backlight illuminated drive on board PCB with opal diffuser  
Ambiant temperature -20°C . . 45°C



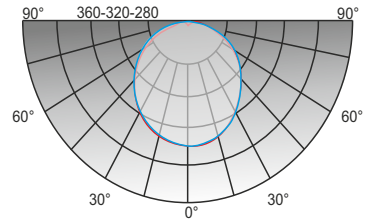
**PGD/DB95**



**PGD/DB160**



Data, Photometric Data



Kod ve opsiyonlar, Code and options

**PGD/DB95-8-NW-3H**

- 3H:EMG&battery, DA: DALI dimmable
- CW (6500K), NW(4000K), WW(3000K)
- Power
- Ø =95, 160
- PGD/DB

Order Code	Input Voltage	Power	CCT	CRI	Light Output	Dimension	Cut Out	Weight
PGD/DB95-8-NW	220-240V AC	8W	4000K	Ra>80	740lm	108x65	95	750gr.
PGD/DB160-16-NW	220-240V AC	16W	4000K	Ra>80	1440lm	180x70	160	1050gr.



[www.parklight.com.tr](http://www.parklight.com.tr)



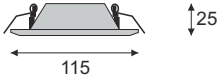


### Özellikler, Features

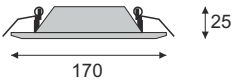
Yüksek kaliteli alüminyumdan enjeksiyon yöntemiyle imal edilmiş gövde ve soğutuculu  
Opal difüzörlü backlight aydınlatmalı slim gövdeli dekoratif gömme spot  
Çalışma sıcaklığı -20°C . . 45°C

Body and coolant made of high quality aluminum by injection method  
Decorative recessed spotlight with backlight illumination with opal diffuser and slim body  
Ambiant temperature -20°C . . 45°C

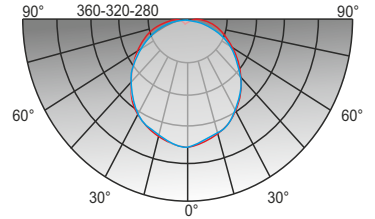
### PGD/SL100



### PGD/SL150



### Data, Photometric Data



### Kod ve opsiyonlar, Code and options

PGD/SL100-8-NW-3H

- 3H:EMG&battery, DA:DALI dimmable
- CW (6500K), NW(4000K), WW(3000K)
- Power
- PGD/SL

Order Code	Input Voltage	Power	CCT	CRI	Light Output	Dimension	Weight
PGD/SL100-8-NW	220-240V AC	8W	4000K	Ra>80	750lm	115x25	750gr.
PGD/SL150-16-NW	220-240V AC	16W	4000K	Ra>80	1450lm	170x25	1050gr.





[www.parklight.com.tr](http://www.parklight.com.tr)



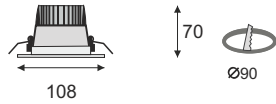


**Özellikler, Features**

Yüksek kaliteli alüminyumdan enjeksiyon yöntemiyle imal edilmiş gövde ve soğutuculu  
Alüminyum reflektörlü COB LED li dekoratif gömme spot  
Dekoratif ve görsel ihtiyaçlara cevap verebilecek şekilde farklı açılarda üretilmiş alüminyum reflektörlü  
Çalışma sıcaklığı -20°C . . 45°C

Body and coolant made of high quality aluminum by injection method  
Decorative recessed spotlight with COB LED with aluminum reflector  
With aluminum reflector produced at different angles to meet decorative and visual needs  
Ambiant temperature -20°C . . 45°C

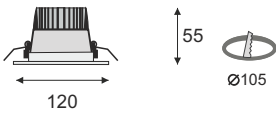
**PGD/COB90**



**RN0**



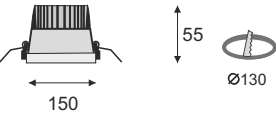
**PGD/COB105**



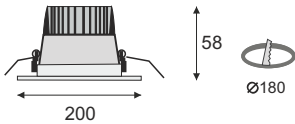
**RN1**



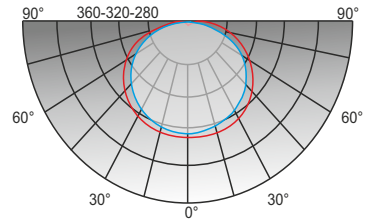
**PGD/COB130**



**PGD/COB180**

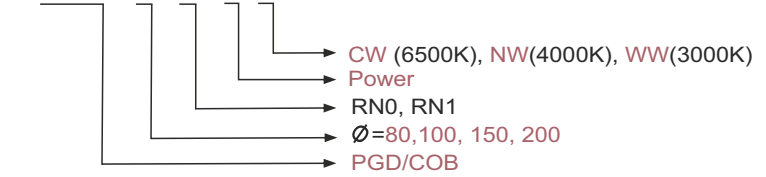


*Data.Photometric Data*



**Kod ve opsiyonlar. Code and options**

PGD/COB-90-RN0-9-NW



Order Code	Input Voltage	Power	CCT	CRI	Light Output	Dimension	Weight
PGD/COB-90-9-NW	220-240V AC	9W	4000K	Ra>80	1200lm	108x70	280gr.
PGD/COB-105-12-NW	220-240V AC	12W	4000K	Ra>80	1600lm	120x55	300gr.
PGD/COB-130-18-NW	220-240V AC	18W	4000K	Ra>80	2350lm	150x55	360gr.
PGD/COB-180-25-NW	220-240V AC	25W	4000K	Ra>80	3200lm	200x58	470gr.

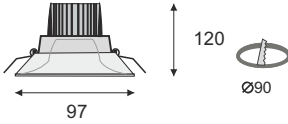


### Özellikler, Features

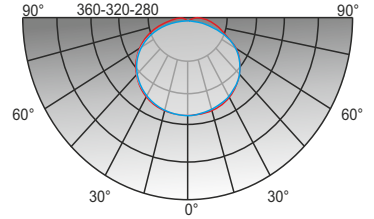
Yüksek kaliteli alüminyumdan enjeksiyon yöntemiyle imal edilmiş gövde ve soğutuculu  
Şeffa camlı COB LED li trimless çerçeveli dekoratif gömme spot  
Dekoratif ve görsel ihtiyaçlara cevap verebilecek şekilde farklı açılarda üretilmiş alüminyum reflektörlü  
Çalışma sıcaklığı -20°C . . 45°C

Body and coolant made of high quality aluminum by injection method  
Decorative recessed spotlight with clear glass COB LED trimless frame  
With aluminum reflector produced at different angles to meet decorative and visual needs  
Ambiant temperature -20°C . . 45°C

### PGD/TLS90



### Data, Photometric Data



### Kod ve opsiyonlar, Code and options

PGD/TLS90-5-NW-3H

- 3H:EMG&battery, DA:DALI dimmable
- CW (6500K), NW(4000K), WW(3000K)
- Power
- Ø =90
- PGD/TLS

Order Code	Input Voltage	Power	CCT	CRI	Light Output	Dimension	Weight
PGD/TLS90-5-NW	220-240V AC	5W	4000K	Ra>80	380lm	97x120	450gr.
PGD/TLS90-8-NW	220-240V AC	8W	4000K	Ra>80	660lm	97x120	450gr.
PGD/TLS90-GU10-NW	220-240V AC	5,5W	4000K	Ra>80	660lm	97x120	450gr.



[www.parklight.com.tr](http://www.parklight.com.tr)



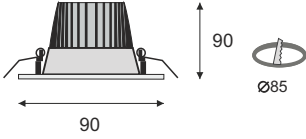


### Özellikler, Features

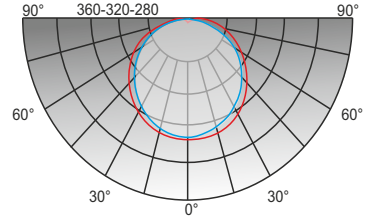
Yüksek kaliteli alüminyumdan enjeksiyon yöntemiyle imal edilmiş gövde ve soğutuculu  
Şeffa camlı COB LED li trimless çerçeveli dekoratif gömme spot  
Dekoratif ve görsel ihtiyaçlara cevap verebilecek şekilde farklı açılarda üretilmiş alüminyum reflektörlü  
Çalışma sıcaklığı -20°C . . 45°C

Body and coolant made of high quality aluminum by injection method  
Decorative recessed spotlight with clear glass COB LED trimless frame  
With aluminum reflector produced at different angles to meet decorative and visual needs  
Ambiant temperature -20°C . . 45°C

### PGD/TLS-SQ



### Data.Photometric Data



### Kod ve opsiyonlar. Code and options

PGD/TLS-SQ-5-NW-3H  
→ 3H:EMG&battery, DA:DALI dimmable  
→ CW (6500K), NW(4000K), WW(3000K)  
→ Power  
→ SQ  
→ PGD/TLS

Order Code	Input Voltage	Power	CCT	CRI	Light Output	Dimension	Weight
PGD/TLS-SQ-5-NW	220-240V AC	5W	4000K	Ra>80	2350lm	90x90	1100gr.
PGD/TLS-SQ-8-NW	220-240V AC	8W	4000K	Ra>80	2800lm	90x90	1100gr.
PGD/TLS-SQ-GU10-NW	220-240V AC	5,5W	4000K	Ra>80	3500lm	90x90	1100gr.

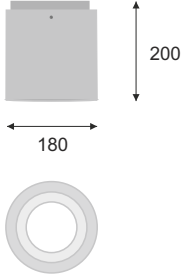


### Özellikler, Features

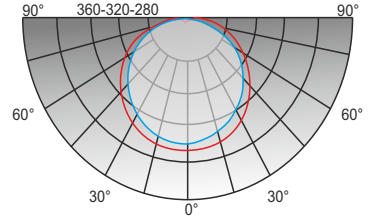
Sıvama yöntemi ile alüminyumdan imal edilmiştir, dekoratif gövdeli, alüminyum soğutuculu  
Opal kapaklı backlight aydınlatmalı dairesel gövdeli sıva üstü armatür  
Çalışma sıcaklığı -20°C . . 45°C

Made of aluminum by spinning method, decorative body, aluminum cooler  
Surface mounted luminaire with circular body with backlight illumination with opal cover  
Ambiant temperature -20°C . . 45°C

### PSD/SF-OP180



### Data, Photometric Data



### Kod ve opsiyonlar, Code and options


PSD/SF-OP180-10-NW -3H

- 3H:EMG&battery, DA:DALI dimmable
- CW (6500K), NW(4000K), WW(3000K)
- Power
- PSD/SF-OP180

Order Code	Input Voltage	Power	CCT	CRI	Light Output	Dimension	Weight
PSD/SF-OP180-10-NW	220-240V AC	10W	4000K	Ra>80	850lm	200x210	1000gr.
PSD/SF-OP180-20-NW	220-240V AC	20W	4000K	Ra>80	1200lm	200x210	1000gr.



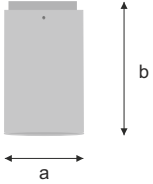
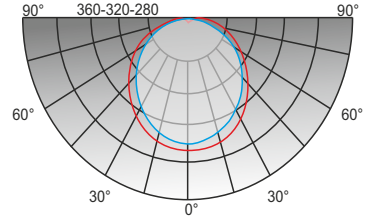
[www.parklight.com.tr](http://www.parklight.com.tr)



**Özellikler, Features**

Sıvama yöntemi ile alüminyumdan imal edilmiştir, dekoratif gövdeli, alüminyum soğutuculu  
Alüminyum reflektörlü, COB LED li dairesel gövdeli dekoratif sıva üstü armatür  
Çalışma sıcaklığı -20°C . . 45°C

Made of aluminum by spinning method, decorative body, aluminum cooler  
Decorative surface mounted luminaire with aluminum reflector, COB LED circular body  
Ambiant temperature -20°C . . 45°C

**PSD/SF-REF-120****Data, Photometric Data****Kod ve opsiyonlar, Code and options****PSD/SF-REF120-10-NW-3H**

- 3H:EMG&battery, DA:DALI dimmable
- CW (6500K), NW(4000K), WW(3000K)
- Power
- 120, 150, 180, 200
- PSD/SF-REF

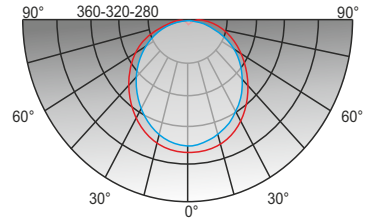
Order Code	Input Voltage	Power	CCT	CRI	Light Output	Dimension (a-b)	Weight
PSD/SF-REF 120-9-NW	220-240V AC	9W	4000K	Ra>80	1170lm	120x100	560gr.
PSD/SF-REF 150-12-NW	220-240V AC	12W	4000K	Ra>80	1560lm	150x100	680gr.
PSD/SF-REF 180-18-NW	220-240V AC	18W	4000K	Ra>80	2340lm	180x100	750gr.
PSD/SF-REF 200-25-NW	220-240V AC	25W	4000K	Ra>80	3250lm	230x100	900gr.



**Özellikler, Features**

DKP sactan özel olarak üretilmiş ve elektrostatik toz boya ile boyanmış gövdeli  
Dekoratif kare gövdeli sıva üstü armatür  
Çalışma sıcaklığı -20°C . . 45°C

Body produced specially from DKP sheet and painted with electrostatic powder paint.  
Surface mounted fixture with decorative square body  
Ambiant temperature -20°C . . 45°C

**PSD/SF-SQ-5****Data, Photometric Data****Kod ve opsiyonlar, Code and options****PSD/SF-SQ-5-NW-3H**

- 3H:EMG&battery, DA:DALI dimmable
- CW (6500K), NW(4000K), WW(3000K)
- Power
- PSD/SF-SQ

Order Code	Input Voltage	Power	CCT	CRI	Light Output	Dimension (a-b-h)	Weight
PSD/SF-SQ-5-NW	220-240V AC	5W	4000K	Ra>80	550lm	100x100x100	560gr.
PSD/SF-SQ-8-NW	220-240V AC	8W	4000K	Ra>80	880lm	100x100x100	680gr.
PSD/SF-SQ-GU10-NW	220-240V AC	5,5W	4000K	Ra>80	750lm	100x100x100	750gr.

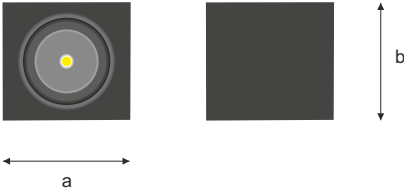


**Özellikler, Features**

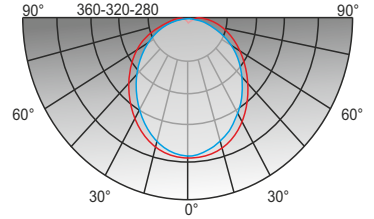
DKP sactan özel olarak üretilmiş ve elektrostatik toz boya ile boyanmış gövdeli  
Alüminyum reflektörlü, COB LED li kare gövdeli dekoratif sıva üstü modüler armatür  
Çalışma sıcaklığı -20°C . . 45°C

Body produced specially from DKP sheet and painted with electrostatic powder paint.  
Decorative surface mounted modular luminaire with aluminum reflector and COB LED square body  
Ambiant temperature -20°C . . 45°C

**PSD/SF-MAX-20**



**Data, Photometric Data**



**Kod ve opsiyonlar, Code and options**


PSD/SF-MAX-20-NW-3H  
 → 3H:EMG&battery, DA:DALI dimmable  
 → CW (6500K), NW(4000K), WW(3000K)  
 → Power  
 → PSD/SF-MAX

Order Code	Input Voltage	Power	CCT	CRI	Light Output	Dimension (a-b-h)	Weight
PSD/SF-MAX 20-NW	220-240V AC	20W	4000K	Ra>80	2200lm	195x195x100	2200gr.
PSD/SF-MAX 30-NW	220-240V AC	30W	4000K	Ra>80	3300lm	195x195x100	2200gr.
PSD/SF-MAX 40-NW	220-240V AC	40W	4000K	Ra>80	4400lm	195x195x100	2200gr.
PSD/SF-MAX 2x20-NW	220-240V AC	2x20W	4000K	Ra>80	4400lm	195x350x100	3600gr.
PSD/SF-MAX 2x30-NW	220-240V AC	2x30W	4000K	Ra>80	6600lm	195x350x100	3600gr.
PSD/SF-MAX 2x40-NW	220-240V AC	2x40W	4000K	Ra>80	8300lm	195x350x100	3600gr.
PSD/SF-MAX 3x20-NW	220-240V AC	3x20W	4000K	Ra>80	6100lm	195x520x100	5350gr.
PSD/SF-MAX 3x30-NW	220-240V AC	3x30W	4000K	Ra>80	9150lm	195x520x100	5350gr.
PSD/SF-MAX 3x40-NW	220-240V AC	3x40W	4000K	Ra>80	11500lm	195x520x100	5350gr.



[www.parklight.com.tr](http://www.parklight.com.tr)






**Özellikler, Features**

Aluminyum gövde ve UV korumalı opal PC difüzör  
UV korumalı polycarbon yan kapak  
Tüm aksesuarları ile sıva üstünde tavan kolay montaj  
Çalışma sıcaklığı -20°C . . 45°C

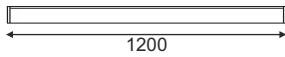
Aluminium body and opal PC diffuser with UV protection  
PC side cover with UV protection  
Easy installation with all accessory ceiling for surface mounting  
Ambiant temperature -20°C . . 45°C



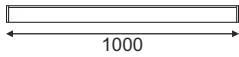
**POL40A**



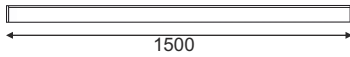
**POL40B**




**POL40S**



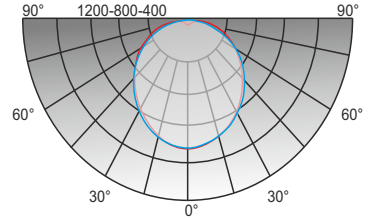
**POL40M**



**POL40L**



**Data, Photometric Data**



**Kod ve opsiyonlar, Code and options**

- POL40A-20-NW-3H**
- 3H: EMG&battery, DA: DALI dimmable
  - CF: Corridor Function, RS: HF Motion sensor internal
  - CW (6500K), NW(4000K), WW(3000K), TW(3000-6500K)
  - Power
  - A: 60cm, B: 120cm, S: 100cm, M: 150cm, L: 200cm,
  - POL40: Oficelight, surface mounting

Order Code	Input Voltage	Power	CCT	CRI	Light Output	Dimension	Weight
POL40A-20-NW	220-240V AC	20W	4000K	Ra>80	2250lm	604x50x43	650gr.
POL40B-20-NW	220-240V AC	20W	4000K	Ra>80	2250lm	1204x50x43	1150gr.
POL40B-30-NW	220-240V AC	30W	4000K	Ra>80	3300lm	1204x50x43	1200gr.
POL40B-40-NW	220-240V AC	40W	4000K	Ra>80	4300lm	1204x50x43	1250gr.
POL40S-20-NW	220-240V AC	20W	4000K	Ra>80	2250lm	1004x50x43	1050gr.
POL40M-30-NW	220-240V AC	30W	4000K	Ra>80	3300lm	1504x50x43	1550gr.
POL40L-40-NW	220-240V AC	40W	4000K	Ra>80	4300lm	2004x50x43	2050gr.




**Özellikler, Features**

Alüminyum gövde ve UV korumalı opal PC difüzör  
UV korumalı polycarbon yan kapak  
Tüm aksesuarları ile sıva üstünde tavan kolay montaj  
Çalışma sıcaklığı -20°C . . 45°C

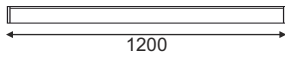
Aluminium body and opal PC diffuser with UV protection  
PC side cover with UV protection  
Easy installation with all accessory ceiling for surface mounting  
Ambiant temperature -20°C . . 45°C



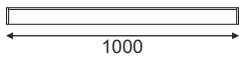
**POL60A**




**POL60B**




**POL60S**



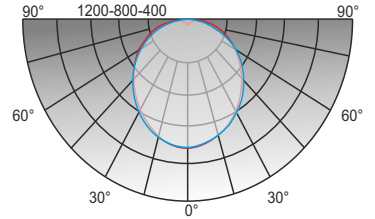
**POL60M**



**POL60L**



*Data, Photometric Data*



**Kod ve opsiyonlar, Code and options**

- POL60A-20-NW-3H**
- 3H: EMG&battery, DA: DALI dimmable
  - CF: Corridor Function, RS: HF Motion sensor internal
  - CW (6500K), NW(4000K), WW(3000K), TW(3000-6500K)
  - Power
  - A: 60cm, B: 120cm, S: 100cm, M: 150cm, L: 200cm,
  - POL60: Oficelight, surface mounting

Order Code	Input Voltage	Power	CCT	CRI	Light Output	Dimension	Weight
POL60A-20-NW	220-240V AC	20W	4000K	Ra>80	2250lm	604x50x62	650gr.
POL60B-20-NW	220-240V AC	20W	4000K	Ra>80	2250lm	1204x50x62	1150gr.
POL60B-30-NW	220-240V AC	30W	4000K	Ra>80	3300lm	1204x50x62	1200gr.
POL60B-40-NW	220-240V AC	40W	4000K	Ra>80	4300lm	1204x50x62	1250gr.
POL60S-20-NW	220-240V AC	20W	4000K	Ra>80	2250lm	1004x50x62	1050gr.
POL60M-30-NW	220-240V AC	30W	4000K	Ra>80	3300lm	1504x50x62	1550gr.
POL60L-40-NW	220-240V AC	40W	4000K	Ra>80	4300lm	2004x50x62	2050gr.




[www.parklight.com.tr](http://www.parklight.com.tr)




**Özellikler, Features**

Aluminyum gövde ve UV korumalı opal PC difüzör  
UV korumalı polycarbon yan kapak  
Tüm aksesuarları ile siva üstünde tavan kolay montaj  
Çalışma sıcaklığı -20°C . . 45°C

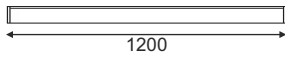
Aluminium body and opal PC diffuser with UV protection  
PC side cover with UV protection  
Easy installation with all accessory ceiling for surface mounting  
Ambiant temperature -20°C . . 45°C



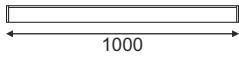
**POL80A**



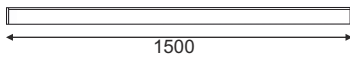
**POL80B**




**POL80S**



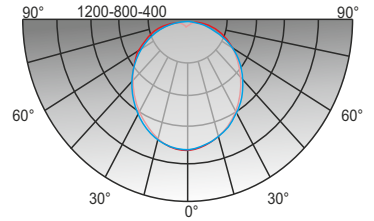
**POL80M**



**POL80L**



*Data, Photometric Data*



**Kod ve opsiyonlar, Code and options**

- POL80A-20-NW-3H**
- 3H: EMG&battery, DA: DALI dimmable
  - CF: Corridor Function, RS: HF Motion sensor internal
  - CW (6500K), NW(4000K), WW(3000K), TW(3000-6500K)
  - Power
  - A: 60cm, B: 120cm, S: 100cm, M: 150cm, L: 200cm,
  - POL80: Oficelight, surface mounting

Order Code	Input Voltage	Power	CCT	CRI	Light Output	Dimension	Weight
POL80A-20-NW	220-240V AC	20W	4000K	Ra>80	2250lm	604x50x80	650gr.
POL80B-20-NW	220-240V AC	20W	4000K	Ra>80	2250lm	1204x50x80	1150gr.
POL80B-30-NW	220-240V AC	30W	4000K	Ra>80	3300lm	1204x50x80	1200gr.
POL80B-40-NW	220-240V AC	40W	4000K	Ra>80	4300lm	1204x50x80	1250gr.
POL80S-20-NW	220-240V AC	20W	4000K	Ra>80	2250lm	1004x50x80	1050gr.
POL80M-30-NW	220-240V AC	30W	4000K	Ra>80	3300lm	1504x50x80	1550gr.
POL80L-40-NW	220-240V AC	40W	4000K	Ra>80	4300lm	2004x50x80	2050gr.




**Özellikler, Features**

Aluminyum gövde ve UV korumalı opal PC difüzör  
UV korumalı policarbon yan kapak  
Tüm aksesuarları ile siva altına kolay montaj  
Çalışma sıcaklığı -20°C . . 45°C

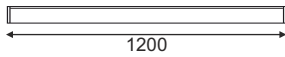
Aluminium body and opal PC diffuser with UV protection  
PC side cover with UV protection  
Easy installation with all accessory recessed mounting  
Ambiant temperature -20°C . . 45°C



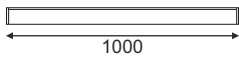
**POR40A**



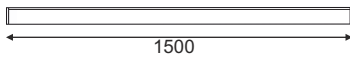
**POR40B**



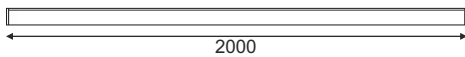
**PORS40**



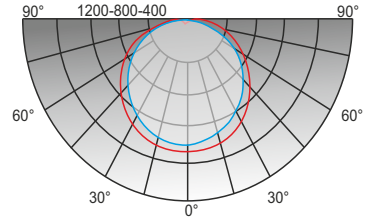
**POR40M**



**POR40L**



*Data, Photometric Data*



**Kod ve opsiyonlar, Code and options**

- POR40A-20-NW-3H**
- 3H: EMG&battery, DA: DALI dimmable
  - CF: Corridor Function, RS: HF Motion sensor internal
  - CW (6500K), NW(4000K), WW(3000K), TW(3000-6500K) Power
  - A: 60cm, B: 120cm, S: 100cm, M: 150cm, L: 200cm,
  - **POR40**: Oficelight recessed



Order Code	Input Voltage	Power	CCT	CRI	Light Output	Dimension	Weight
POR40A-20-NW	220-240V AC	20W	4000K	Ra>80	2250lm	607x50x46	650gr.
POR40B-20-NW	220-240V AC	20W	4000K	Ra>80	2250lm	1204x50x46	1150gr.
POR40B-30-NW	220-240V AC	30W	4000K	Ra>80	3300lm	1204x50x46	1200gr.
POR40B-40-NW	220-240V AC	40W	4000K	Ra>80	4300lm	1204x50x46	1250gr.
POR40S-20-NW	220-240V AC	20W	4000K	Ra>80	2250lm	1004x50x46	1050gr.
POR40M-30-NW	220-240V AC	30W	4000K	Ra>80	3300lm	1504x50x46	1550gr.
POR40L-40-NW	220-240V AC	40W	4000K	Ra>80	4300lm	2004x50x46	2050gr.




**Özellikler, Features**

Alüminyum gövde ve UV korumalı opal PC difüzör  
UV korumalı policarbon yan kapak  
Tüm aksesuarları ile sıva altına kolay montaj  
Çalışma sıcaklığı -20°C . . 45°C

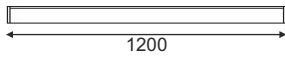
Aluminium body and opal PC diffuser with UV protection  
PC side cover with UV protection  
Easy installation with all accessory recessed mounting  
Ambiant temperature -20°C . . 45°C



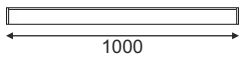
**POR60A**



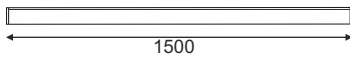
**POR60B**



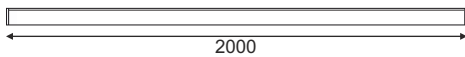
**POR60S**



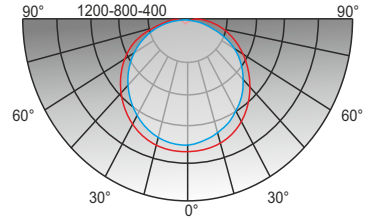
**POR60M**



**POR60L**



*Data, Photometric Data*




**Kod ve opsiyonlar, Code and options**

- POR60A-20-NW-3H**
- 3H: EMG&battery, DA: DALI dimmable
  - CF: Corridor Function, RS: HF Motion sensor internal
  - CW (6500K), NW(4000K), WW(3000K), TW(3000-6500K)
  - Power
  - A: 60cm, B: 120cm, S: 100cm, M: 150cm, L: 200cm,
  - **POR60**: Oficelight recessed

Order Code	Input Voltage	Power	CCT	CRI	Light Output	Dimension	Weight
POR60A-20-NW	220-240V AC	20W	4000K	Ra>80	2250lm	607x50x65	650gr.
POR60B-20-NW	220-240V AC	20W	4000K	Ra>80	2250lm	1204x50x65	1150gr.
POR60B-30-NW	220-240V AC	30W	4000K	Ra>80	3300lm	1204x50x65	1200gr.
POR60B-40-NW	220-240V AC	40W	4000K	Ra>80	4300lm	1204x50x65	1250gr.
POR60S-20-NW	220-240V AC	20W	4000K	Ra>80	2250lm	1004x50x65	1050gr.
POR60M-30-NW	220-240V AC	30W	4000K	Ra>80	3300lm	1504x50x65	1550gr.
POR60L-40-NW	220-240V AC	40W	4000K	Ra>80	4300lm	2004x50x65	2050gr.




[www.parklight.com.tr](http://www.parklight.com.tr)




**Özellikler, Features**

Aluminyum gövde ve UV korumalı opal PC difüzör  
UV korumalı policarbon yan kapak  
Tüm aksesuarları ile siva altına kolay montaj  
Çalışma sıcaklığı -20°C . . 45°C

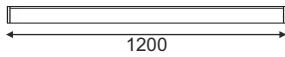
Aluminium body and opal PC diffuser with UV protection  
PC side cover with UV protection  
Easy installation with all accessory recessed mounting  
Ambiant temperature -20°C . . 45°C



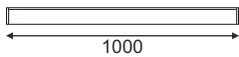
**POR80A**



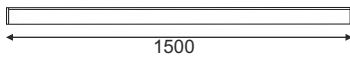
**POR80B**



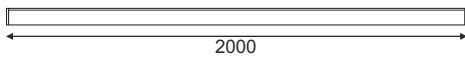
**POR80S**



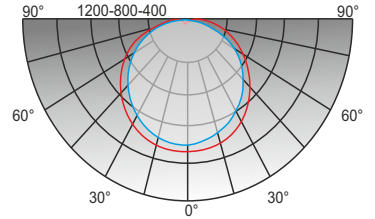
**POR80M**



**POR80L**



*Data, Photometric Data*



**Kod ve opsiyonlar, Code and options**

- POR80A-20-NW-3H** 3H: EMG&battery, DA: DALI dimmable  
CF: Corridor Function, RS: HF Motion sensor internal  
CW (6500K), NW(4000K), WW(3000K), TW(3000-6500K)  
Power  
A: 60cm, B: 120cm, S: 100cm, M: 150cm, L: 200cm,  
POR80: Oficelight recessed

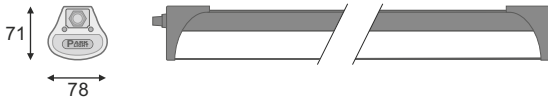
Order Code	Input Voltage	Power	CCT	CRI	Light Output	Dimension	Weight
POR80A-20-NW	220-240V AC	20W	4000K	Ra>80	2250lm	607x50x83	650gr.
POR80B-20-NW	220-240V AC	20W	4000K	Ra>80	2250lm	1204x50x83	1150gr.
POR80B-30-NW	220-240V AC	30W	4000K	Ra>80	3300lm	1204x50x83	1200gr.
POR80B-40-NW	220-240V AC	40W	4000K	Ra>80	4300lm	1204x50x83	1250gr.
POR80S-20-NW	220-240V AC	20W	4000K	Ra>80	2250lm	1004x50x83	1050gr.
POR80M-30-NW	220-240V AC	30W	4000K	Ra>80	3300lm	1504x50x83	1550gr.
POR80L-40-NW	220-240V AC	40W	4000K	Ra>80	4300lm	2004x50x83	2050gr.



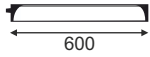
### Özellikler, Features

Çift komponent UV korumalı gri/opal PC solid ekstrüzyon gövde  
UV korumalı polycarbon yan kapak  
Tüm aksesuarları ile siva üstünde tavan veya duvara kolay montaj  
Çalışma sıcaklığı -20°C . . 45°C

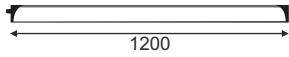
Exrusion moulded grey/opal solid diffuser PC body with UV protection  
PC side cover with UV protection  
Easy installation with all accessory ceiling or wall for surface mounting  
Ambiant temperature -20°C . . 45°C



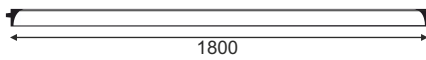
### PBA



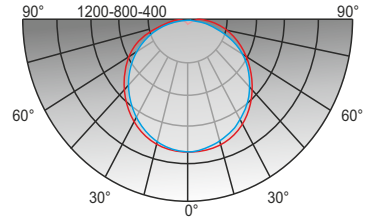
### PBB



### PBM



### Data, Photometric Data



### Kod ve opsiyonlar, Code and options

**PBB-30-NW-3H**  
 3H: EMG&battery, DA: DALI dimmable  
 CF: Corridor Function, RS: HF Motion sensor internal  
 CW (6500K), NW(4000K), WW(3000K), TW(3000-6500K)  
 Power  
 A, B, M: Luminaire leight  
 PB: Polycarbon luminaire

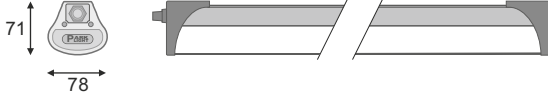
Order Code	Input Voltage	Power	CCT	CRI	Light Output	Dimension	Weight
PBA-10-NW	220-240V AC	10W	4000K	Ra>80	1100lm	620x95x85	650gr.
PBA-20-NW	220-240V AC	20W	4000K	Ra>80	2250lm	620x95x85	650gr.
PBA-30-NW	220-240V AC	30W	4000K	Ra>80	3300lm	620x95x85	650gr.
PBB-20-NW	220-240V AC	20W	4000K	Ra>80	2250lm	1220x95x85	1150gr.
PBB-30-NW	220-240V AC	30W	4000K	Ra>80	3300lm	1220x95x85	1150gr.
PBB-40-NW	220-240V AC	40W	4000K	Ra>80	4300lm	1220x95x85	1150gr.
PBM-60-NW	220-240V AC	60W	4000K	Ra>80	6500lm	1820x95x85	1350gr.



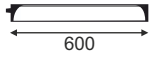
### Özellikler, Features

Aluminyum gövde ve UV korumalı opal PC difüzör  
UV korumalı polycarbon yan kapak  
Tüm aksesuarları ile siva üstünde tavan veya duvara kolay montaj  
Çalışma sıcaklığı -20°C . . 45°C

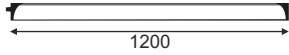
Alluminium body and opal PC diffuser with UV protection  
PC side cover with UV protection  
Easy installation with all accessory ceiling or wall for surface mounting  
Ambiant temperature -20°C . . 45°C



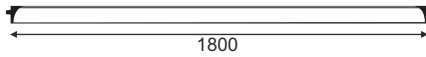
### PAA



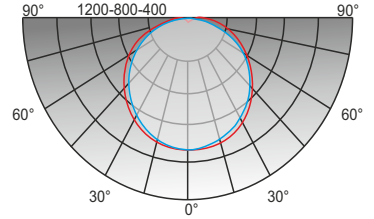
### PAB



### PAM



### Data, Photometric Data



### Kod ve opsiyonlar, Code and options


PAB-40-NW-3H 3H: EMG&battery, DA: DALI dimmable  
CF: Corridor Function, RS: HF Motion sensor internal  
CW (6500K), NW(4000K), WW(3000K), TW(3000-6500K)  
Power  
A, B, M: Luminaire leight  
PA: Luminaire series

Order Code	Input Voltage	Power	CCT	CRI	Light Output	Dimension	Weight
PAA-20-NW	220-240V AC	20W	4000K	Ra>80	2250lm	620x95x85	650gr.
PAA-30-NW	220-240V AC	30W	4000K	Ra>80	3300lm	620x95x85	650gr.
PAB-20-NW	220-240V AC	20W	4000K	Ra>80	2250lm	1220x95x85	1150gr.
PAB-30-NW	220-240V AC	30W	4000K	Ra>80	3300lm	1220x95x85	1200gr.
PAB-40-NW	220-240V AC	40W	4000K	Ra>80	4300lm	1220x95x85	1200gr.
PAB-60-NW	220-240V AC	60W	4000K	Ra>80	6500lm	1220x95x85	1250gr.
PAM-60-NW	220-240V AC	60W	4000K	Ra>80	6500lm	1820x95x85	1350gr.



[www.parklight.com.tr](http://www.parklight.com.tr)






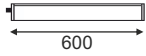
### Özellikler, Features

UV korumalı opal PC solid ekstrüzyon gövde  
UV korumalı polycarbon yan kapak  
Tüm aksesuarları ile siva üstünde tavan veya duvara kolay montaj  
Çalışma sıcaklığı -20°C . . 45°C

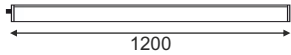
Exrusion moulded opal solid diffuser PC body with UV protection  
PC side cover with UV protection  
Easy installation with all accessory ceiling or wall for surface mounting  
Ambiant temperature -20°C . . 45°C




### PEA




### PEB



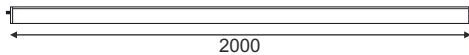
### PES



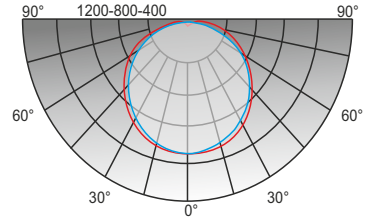
### PEM



### PEL



### Data, Photometric Data



### Kod ve opsiyonlar, Code and options

PEA-40-NW-3H 3H: EMG&battery, DA: DALI dimmable  
CF: Corridor Function, RS: HF Motion sensor internal  
CW (6500K), NW(4000K), WW(3000K), TW(3000-6500K)  
Power  
A, B, M: Luminaire leight  
PE: Luminaire series

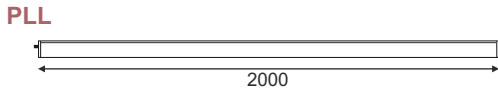
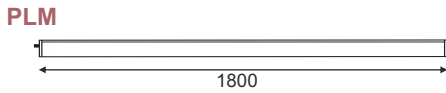
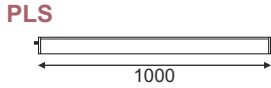
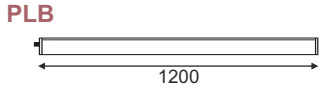
Order Code	Input Voltage	Power	CCT	CRI	Light Output	Dimension	Weight
PEA-10-NW	220-240V AC	10W	4000K	Ra>80	1100lm	620x95x85	650gr.
PEA-20-NW	220-240V AC	20W	4000K	Ra>80	2250lm	620x95x85	650gr.
PEA-30-NW	220-240V AC	30W	4000K	Ra>80	3300lm	620x95x85	650gr.
PEB-20-NW	220-240V AC	20W	4000K	Ra>80	2250lm	1220x95x85	1150gr.
PEB-30-NW	220-240V AC	30W	4000K	Ra>80	3300lm	1220x95x85	1200gr.
PEB-40-NW	220-240V AC	40W	4000K	Ra>80	4300lm	1220x95x85	1250gr.
PES-20-NW	220-240V AC	20W	4000K	Ra>80	2250lm	1020x95x85	1050gr.
PEM-60-NW	220-240V AC	60W	4000K	Ra>80	6500lm	1820x95x85	1550gr.
PEL-40-NW	220-240V AC	40W	4000K	Ra>80	4300lm	2020x95x85	2050gr.



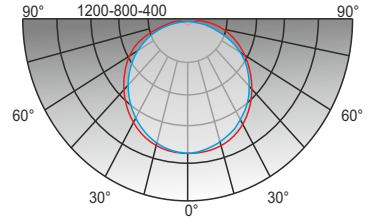
**Özellikler, Features**

UV korumalı opal PC solid ekstrüzyon gövde  
UV korumalı polycarbon opal difüzör  
Tüm aksesuarları ile siva üstünde tavan veya duvara kolay montaj  
Çalışma sıcaklığı -20°C . . 45°C

Exrusion moulded opal solid diffuser PC body with UV protection  
UV protected PC opal diffuser  
Easy installation with all accessory ceiling or wall for surface mounting  
Ambiant temperature -20°C . . 45°C



Data.Photometric Data



**Kod ve opsiyonlar, Code and options**

- PLA-40-NW-3H**
- 3H: EMG&battery, DA: DALI dimmable
  - CF: Corridor Function, RS: HF Motion sensor internal
  - CW (6500K), NW(4000K), WW(3000K), TW(3000-6500K)
  - Power
  - A, B, M: Luminaire leight
  - PL: Luminaire series

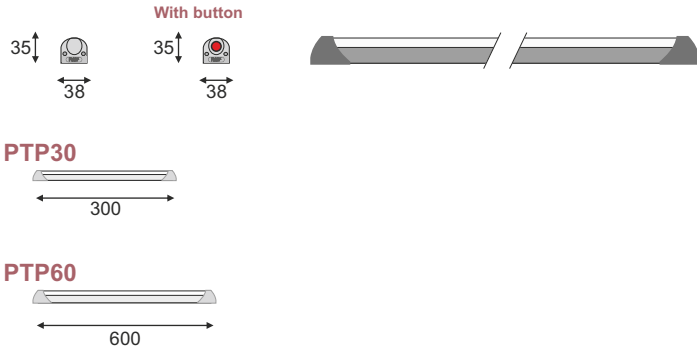

Order Code	Input Voltage	Power	CCT	CRI	Light Output	Dimension	Weight
PLA-10-NW	220-240V AC	10W	4000K	Ra>80	1100lm	620x95x85	650gr.
PLA-20-NW	220-240V AC	20W	4000K	Ra>80	2250lm	620x95x85	650gr.
PLA-30-NW	220-240V AC	30W	4000K	Ra>80	3300lm	620x95x85	650gr.
PLB-20-NW	220-240V AC	20W	4000K	Ra>80	2250lm	1220x95x85	1150gr.
PLB-30-NW	220-240V AC	30W	4000K	Ra>80	3300lm	1220x95x85	1200gr.
PLB-40-NW	220-240V AC	40W	4000K	Ra>80	4300lm	1220x95x85	1250gr.
PLS-20-NW	220-240V AC	20W	4000K	Ra>80	2250lm	1020x95x85	1050gr.
PLM-60-NW	220-240V AC	60W	4000K	Ra>80	6500lm	1820x95x85	1550gr.
PLL-40-NW	220-240V AC	40W	4000K	Ra>80	4300lm	2020x95x85	2050gr.





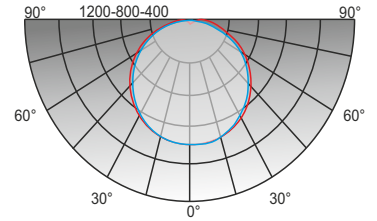
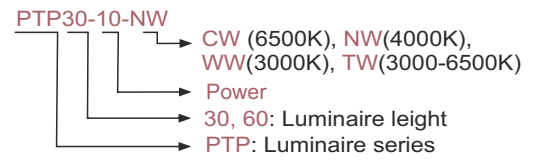
[www.parklight.com.tr](http://www.parklight.com.tr)



**Özellikler, Features**

Çift komponent UV korumalı gri/opal PC solid ekstrüzyon gövde  
UV korumalı polycarbon, opal difüzör  
Tüm aksesuarları ile sıva üstünde tavan veya duvara kolay  
montaj  
Çalışma sıcaklığı -20°C . . 45°C

Exrusion moulded grey/opal solid diffuser PC body with UV  
protection  
PC side cover with UV protection, opal diffuser  
Easy installation with all accessory ceiling or wall for surface  
mounting  
Ambiant temperature -20°C . . 45°C

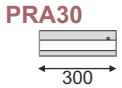

**Data, Photometric Data****Kod ve opsiyonlar, Code and options**

Order Code	Input Voltage	Power	CCT	CRI	Light Output	Dimension	Weight
PTP30-10-NW	220-240V AC	10W	4000K	Ra>80	930lm	310x35x38	3300gr.
PTP60-20-NW	220-240V AC	20W	4000K	Ra>80	1850lm	620x35x38	3000gr.

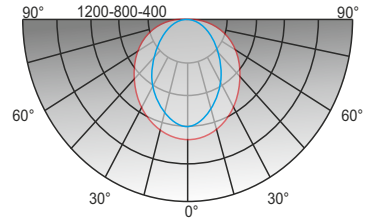
Özellikler, Features

Alüminyum gövde ve UV korumalı opal PC difüzör  
UV korumalı polycarbon yan kapak  
Tüm aksesuarları ile sıva üstünde tavan veya duvara kolay  
montaj  
Çalışma sıcaklığı -20°C . . 45°C

Aluminium body and opal PC diffuser with UV protection  
PC side cover with UV protection  
Easy installation with all accessory ceiling or wall for surface  
mounting  
Ambiant temperature -20°C . . 45°C



*Data, Photometric Data*



Kod ve opsiyonlar, Code and options

- PRA60-20-NW-2P**
- 1P Tek Prizli
  - 2P Çift Prizli
  - CW (6500K), NW(4000K), WW(3000K)
  - Power
  - 30, 60: Luminaire leight
  - PRA: Aluminium luminaire

Sipariş Kodu	Input Voltage	Power	CCT	CRI	Light Output	Dimension	Weight
PRA60-20-NW	220-240V AC	20W	4000K	Ra>80	1800lm	600x111x74	650gr.
PRA30-10-NW	220-240V AC	10W	4000K	Ra>80	950lm	300x111x74	350gr.



[www.parklight.com.tr](http://www.parklight.com.tr)



  
ASPEN



Özellikler, Features

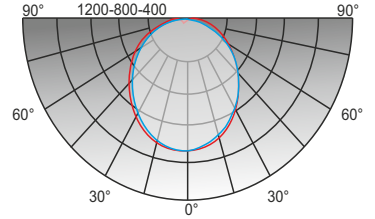
Aluminyum gövde ve UV korumalı opal PC difüzör  
UV korumalı polycarbon gövde  
Tüm aksesuarları ile sıva üstünde tavan veya duvara kolay montaj  
Çalışma sıcaklığı -20°C . . 45°C

Alluminium body and opal PC diffuser with UV protection  
PC side cover with UV protection  
Easy installation with all accessory ceiling or wall for surface mounting  
Ambiant temperature -20°C . . 45°C

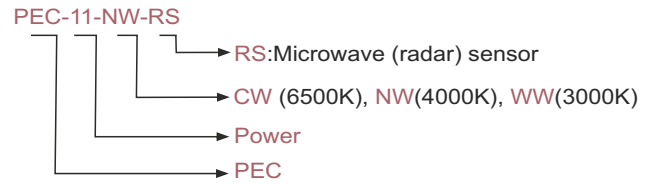
**PEC**



Data, Photometric Data



Kod ve opsiyonlar, Code and options



Order Code	Input Voltage	Power	CCT	CRI	Light Output	Dimension	Weight
PEC-11-NW	220-240V AC	11W	4000K	Ra>80	1200lm	320x95x53	350gr.
PEC-11-NW-RS	220-240V AC	11W+RS	4000K	Ra>80	1200lm	320x95x53	400gr.
PEC-11-CW	220-240V AC	11W	6500K	Ra>80	1250lm	320x95x53	350gr.
PEC-11-CW-RS	220-240V AC	11W+RS	6500K	Ra>80	1250lm	320x95x53	400gr.

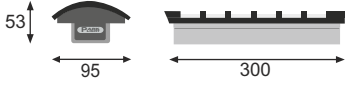


### Özellikler, Features

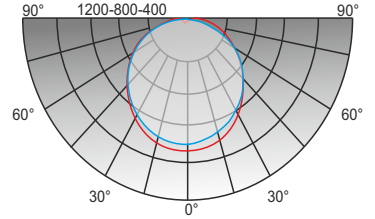
Alüminyum gövde ve UV korumalı opal PC difüzör  
UV korumalı polycarbon gövde  
Tüm aksesuarları ile sıva üstünde tavan veya duvara kolay montaj  
Çalışma sıcaklığı -20°C . . 45°C

Alluminium body and opal PC diffuser with UV protection  
PC side cover with UV protection  
Easy installation with all accessory ceiling or wall for surface mounting  
Ambiant temperature -20°C . . 45°C

### PEC/SP



### Data, Photometric Data




### Kod ve opsiyonlar, Code and options

#### PEC-SP-11-NW-RS

- RS: Microwave (radar) sensor
- CW (6500K), NW(4000K), WW(3000K)
- Power
- SEPCRATUR
- PEC

Order Code	Input Voltage	Power	CCT	CRI	Light Output	Dimension	Weight
PEC/SP-11-NW	220-240V AC	11W	4000K	Ra>80	1200lm	320x95x53	350gr.
PEC/SP-11-NW-RS	220-240V AC	11W+RS	4000K	Ra>80	1200lm	320x95x53	400gr.
PEC/SP-11-CW	220-240V AC	11W	6500K	Ra>80	1250lm	320x95x53	350gr.
PEC/SP-11-CW-RS	220-240V AC	11W+RS	6500K	Ra>80	1250lm	320x95x53	400gr.

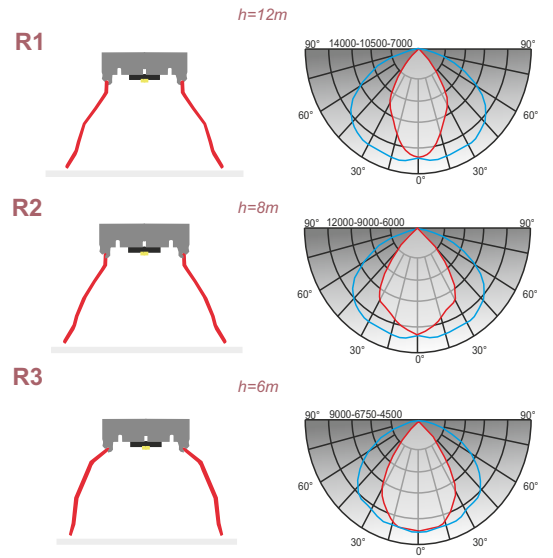


### Özellikler, Features


Elektrostatik toz beyaz metal gövde  
Miro alüminyum reflektör ile farklı açılara ışık dağılımı  
Paslanmaz çelik malzemeden üretilmiş mandallar ile gövdeye sabitlenen temperli cam  
Çalışma sıcaklığı -20°C . . 45°C

Electrostatic powder white metal housing  
Different light distribution with miro aluminum reflector  
Tempered glass fixed to the body with latches made of stainless steel material  
Ambiant temperature -20°C . . 45°C

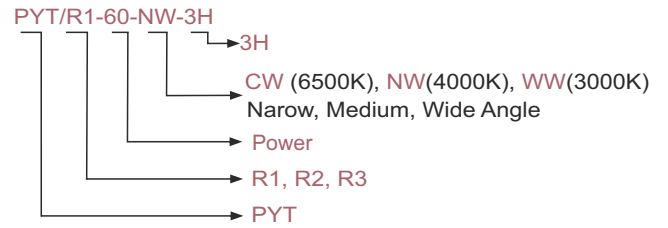
### Data, Photometric Data



### PYT



### Kod ve opsiyonlar, Code and options



Order Code	Input Voltage	Power	CCT	CRI	Light Output	Dimension	Weight
PYT/R1-60-NW	220-240V AC	60W	4000K	Ra>80	6600lm	320x95x53	5800gr.
PYT/R1-80-NW	220-240V AC	80W	4000K	Ra>80	8800lm	320x95x53	5850gr.
PYT/R1-120-NW	220-240V AC	120W	4000K	Ra>80	13200lm	320x95x53	5850gr.
PYT/R2-60-NW	220-240V AC	60W	4000K	Ra>80	5000lm	320x95x53	5800gr.
PYT/R2-80-NW	220-240V AC	80W	4000K	Ra>80	6650lm	320x95x53	5850gr.
PYT/R2-120-NW	220-240V AC	120W	4000K	Ra>80	10000lm	320x95x53	5850gr.
PYT/R3-60-NW	220-240V AC	60W	4000K	Ra>80	5000lm	320x95x53	5850gr.
PYT/R3-80-NW	220-240V AC	80W	4000K	Ra>80	6650lm	320x95x53	5800gr.
PYT/R3-120-NW	220-240V AC	120W	4000K	Ra>80	10000lm	320x95x53	5800gr.





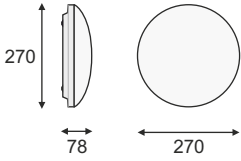
Özellikler, Features

Enjeksiyon baskılı UV korumalı termoplastik PC gövde  
 Homojen ışık dağılımı ile yüksek ışık geçirgenliği, UV korumalı PC difüzör kapak  
 L90B50'ye göre  $\geq 50.000$  saat ömür beklentili yüksek etkinlik faktörüne sahip midpower LED modül  
 Tüm aksesuarları ile sıva üstünde tavana veya duvara kolay montaj  
 Çalışma sıcaklığı  $-20^{\circ}\text{C} \dots 45^{\circ}\text{C}$

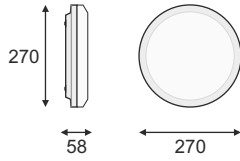
Produced through injection, UV ray resistant PC body  
 White diffuser with lambertian light distribution and high transmissivity UV ray resistant  
 High-efficacy LED achieving L90B50  $\geq 50,000$  hours of lifetime  
 Easy installation with all accessory ceiling or wall for surface mounting  
 Ambient temperature  $-20^{\circ}\text{C} \dots 45^{\circ}\text{C}$



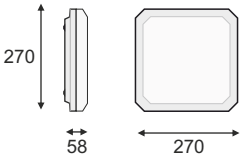
**SED**



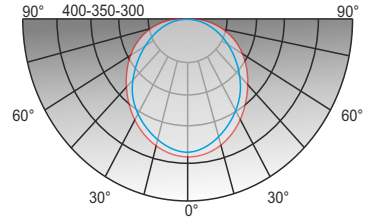
**SEC**



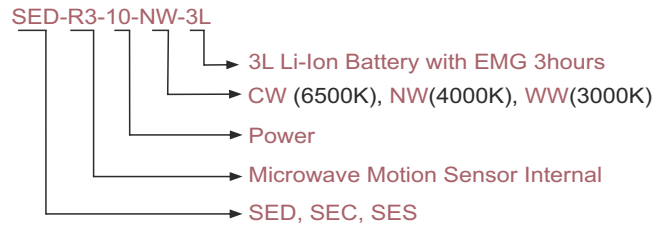
**SES**



*Data, Photometric Data*



Kod ve opsiyonlar, Code and options




Order Code	Input Voltage	Power	CCT	CRI	Light Output	Dimension	Weight
SED/10-NW	220-240V AC	10W	4000K	Ra>80	1100lm	270x270x78	450gr.
SED/R3-10-NW-3L	220-240V AC	10W	4000K	Ra>80	1100lm	270x270x78	450gr.
SED/R3-26-NW-3L	220-240V AC	26W	4000K	Ra>80	2300lm	270x270x78	450gr.
SEC/10-NW	220-240V AC	10W	4000K	Ra>80	1100lm	270x270x58	400gr.
SEC/R3-10-NW-3L	220-240V AC	10W	4000K	Ra>80	1100lm	270x270x58	400gr.
SEC/R3-26-NW-3L	220-240V AC	26W	4000K	Ra>80	2300lm	270x270x58	450gr.
SES/10-NW	220-240V AC	10W	4000K	Ra>80	1100lm	270x270x58	400gr.
SES/R3-10-NW-3L	220-240V AC	10W	4000K	Ra>80	1100lm	270x270x58	400gr.
SES/R3-26-NW-3L	220-240V AC	26W	4000K	Ra>80	2300lm	270x270x58	450gr.

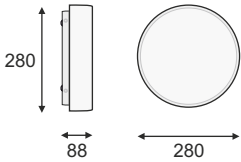
**Özellikler, Features**

Elektrostatik toz boyalı metal dip gövde  
Homojen ışık dağılımı ile yüksek ışık geçirgenlikli opal beyaz cam difüzör kapak  
L90B50'ye göre  $\geq 50.000$  saat ömür beklentili yüksek etkinlik faktörüne sahip midpower LED modül  
Tüm aksesuarları ile sıva üstünde tavana veya duvara kolay montaj  
Çalışma sıcaklığı  $-20^{\circ}\text{C} \dots 45^{\circ}\text{C}$

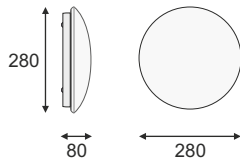
Electrostatic matte powder painted sheet iron bottom body  
Opal white glass diffuser with lambertian light distribution and high transmissivity  
High-efficacy LED achieving L90B50  $\geq 50,000$  hours of lifetime  
Easy installation with all accessory ceiling or wall for surface mounting  
Ambiant temperature  $-20^{\circ}\text{C} \dots 45^{\circ}\text{C}$



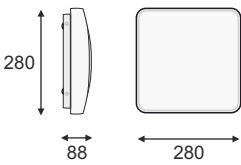
**SEN**



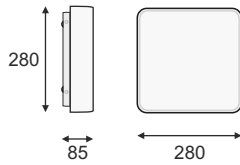
**SEY**



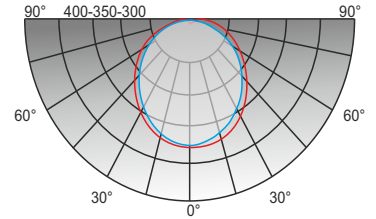
**SEK**



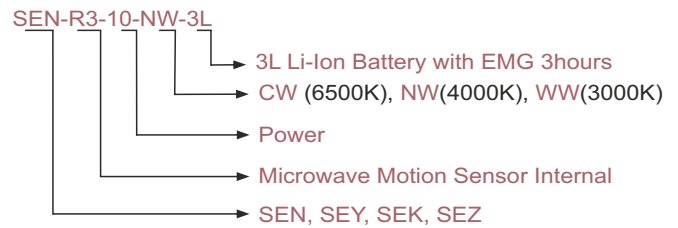
**SEZ**



*Data.Photometric Data*



**Kod ve opsiyonlar, Code and options**




Order Code	Input Voltage	Power	CCT	CRI	Light Output	Dimension	Weight
SEN/10-NW	220-240V AC	10W	4000K	Ra>80	1100lm	280x280x88	950gr.
SEN/R3-10-NW-3L	220-240V AC	10W	4000K	Ra>80	1100lm	280x280x88	950gr.
SEN/R3-26-NW-3L	220-240V AC	26W	4000K	Ra>80	2300lm	280x280x88	950gr.
SEY/10-NW	220-240V AC	10W	4000K	Ra>80	1100lm	280x280x80	950gr.
SEY/R3-10-NW-3L	220-240V AC	10W	4000K	Ra>80	1100lm	280x280x80	950gr.
SEY/R3-26-NW-3L	220-240V AC	26W	4000K	Ra>80	2300lm	280x280x80	950gr.
SEK/10-NW	220-240V AC	10W	4000K	Ra>80	1100lm	280x280x88	950gr.
SEK/R3-10-NW-3L	220-240V AC	10W	4000K	Ra>80	1100lm	280x280x88	950gr.
SEK/R3-26-NW-3L	220-240V AC	26W	4000K	Ra>80	2300lm	280x280x88	950gr.
SEZ/10-NW	220-240V AC	10W	4000K	Ra>80	1100lm	280x280x85	950gr.
SEZ/R3-10-NW-3L	220-240V AC	10W	4000K	Ra>80	1100lm	280x280x85	950gr.
SEZ/R3-26-NW-3L	220-240V AC	26W	4000K	Ra>80	2300lm	280x280x85	950gr.

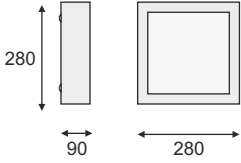
**Özellikler, Features**

Elektrostatik toz boyalı metal gövde  
Homojen ışık dağılımı ile yüksek ışık geçirgenlikli opal beyaz difüzör kapak  
L90B50'ye göre  $\geq 50.000$  saat ömür beklentili yüksek etkinlik faktörüne sahip midpower LED modül  
Tüm aksesuarları ile sıva üstünde tavana veya duvara kolay montaj  
Çalışma sıcaklığı  $-20^{\circ}\text{C} \dots 45^{\circ}\text{C}$

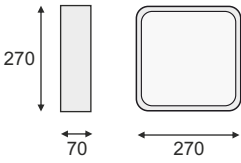
Electrostatic matte powder painted aluminum  
Opal white diffuser with lambertian light distribution and high transmissivity  
High-efficacy LED achieving L90B50  $\geq 50,000$  hours of lifetime  
Easy installation with all accessory ceiling or wall for surface mounting  
Ambiant temperature  $-20^{\circ}\text{C} \dots 45^{\circ}\text{C}$



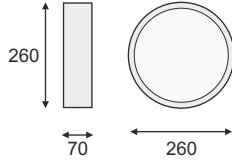
**SET**



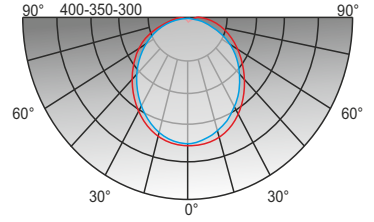
**SEH**



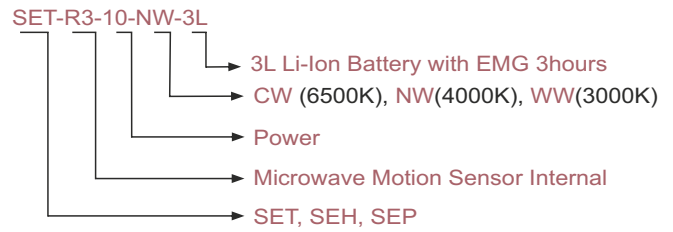
**SEP**



*Data, Photometric Data*



**Kod ve opsiyonlar, Code and options**



Order Code	Input Voltage	Power	CCT	CRI	Light Output	Dimension	Weight
SET-10-NW	220-240V AC	10W	4000K	Ra>80	1100lm	280x280x88	850gr.
SET-R3-10-NW-3L	220-240V AC	10W	4000K	Ra>80	1100lm	280x280x88	850gr.
SET-R3-26-NW-3L	220-240V AC	26W	4000K	Ra>80	2300lm	280x280x88	950gr.
SEH-10-NW	220-240V AC	10W	4000K	Ra>80	1100lm	280x280x80	800gr.
SEH-R3-10-NW-3L	220-240V AC	10W	4000K	Ra>80	1100lm	280x280x80	800gr.
SEH-R3-26-NW-3L	220-240V AC	26W	4000K	Ra>80	2300lm	280x280x80	900gr.
SEP-10-NW	220-240V AC	10W	4000K	Ra>80	1100lm	280x280x88	800gr.
SEP-R3-10-NW-3L	220-240V AC	10W	4000K	Ra>80	1100lm	280x280x88	800gr.
SEP-R3-26-NW-3L	220-240V AC	26W	4000K	Ra>80	2300lm	280x280x88	900gr.



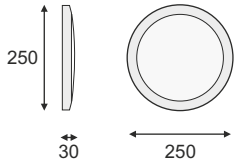
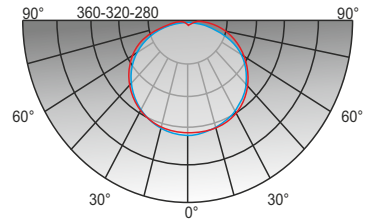
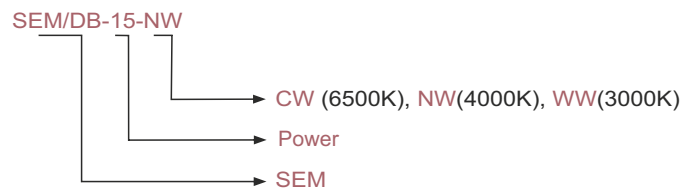
[www.parklight.com.tr](http://www.parklight.com.tr)



**Özellikler, Features**

Elektrostatik toz boyalı metal gövde  
Homojen ışık dağılımı ile yüksek ışık geçirgenlikli opal beyaz difüzör kapak  
L90B50'ye göre  $\geq 50.000$  saat ömür beklentili yüksek etkinlik faktörüne sahip midpower LED modül  
Tüm aksesuarları ile sıva üstünde tavana veya duvara kolay montaj  
Çalışma sıcaklığı  $-20^{\circ}\text{C} \dots 45^{\circ}\text{C}$

Electrostatic matte powder painted aluminum  
Opal white diffuser with lambertian light distribution and high transmissivity  
High-efficacy LED achieving L90B50  $\geq 50,000$  hours of lifetime  
Easy installation with all accessory ceiling or wall for surface mounting  
Ambiant temperature  $-20^{\circ}\text{C} \dots 45^{\circ}\text{C}$


**SEM/DB****Data, Photometric Data****Kod ve opsiyonlar, Code and options**

Order Code	Input Voltage	Power	CCT	CRI	Light Output	Dimension	Weight
<b>SEM/DB-15-NW</b>	220-240V AC	15W	4000K	Ra>80	1600lm	250x250x30	350gr.

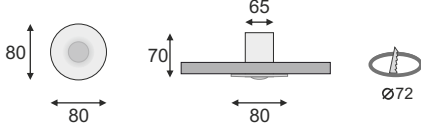
**Özellikler, Features**

ABS plastik gövde  
Tüm aksesuarları sıva altına kolay montaj  
Çalışma sıcaklığı -20°C . . 45°C

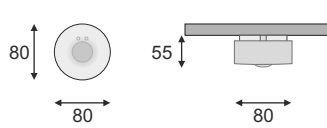
ABS plastic body  
Easy installation with all accessory recessed mounting  
Ambiant temperature -20°C . . 45°C



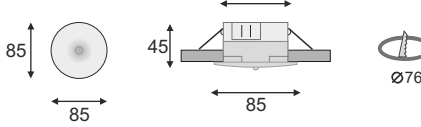
**SEPR1**



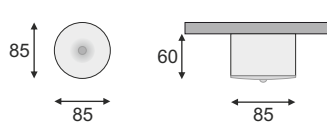
**SEPS1**



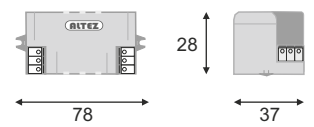
**SERR3**



**SERS3**



**SEP-B**



Order Code	Input Voltage	Power	Radyus	Dimension	Weight
SEPR1	220-240V AC	0.1W	40	80x80x70	200gr.
SERR3	220-240V AC	0.1W	45	85x85x45	200gr.
SEPS1	220-240V AC	0.1W	40	80x80x55	280gr.
SERS3	220-240V AC	0.1W	45	85x85x60	300gr.
SEP-B	220-240V AC	0.1W	40	78x37x28	200gr.



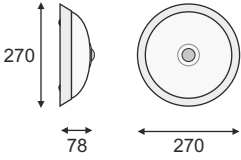
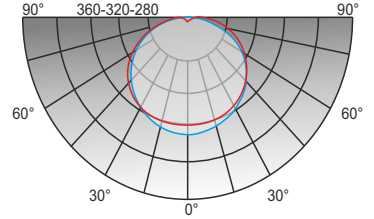
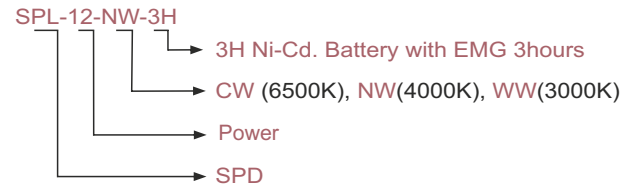
[www.parklight.com.tr](http://www.parklight.com.tr)



**Özellikler, Features**

Elektrostatik toz boyalı metal gövde  
Homojen ışık dağılımı ile yüksek ışık geçirgenlikli opal beyaz difüzör kapak  
L90B50'ye göre  $\geq 50.000$  saat ömür beklentili yüksek etkinlik faktörüne sahip midpower LED modül  
Tüm aksesuarları ile sıva üstünde tavana veya duvara kolay montaj  
Çalışma sıcaklığı  $-20^{\circ}\text{C} \dots 45^{\circ}\text{C}$

Electrostatic matte powder painted aluminum  
Opal white diffuser with lambertian light distribution and high transmissivity  
High-efficacy LED achieving L90B50  $\geq 50,000$  hours of lifetime  
Easy installation with all accessory ceiling or wall for surface mounting  
Ambiant temperature  $-20^{\circ}\text{C} \dots 45^{\circ}\text{C}$

**SPL****Data, Photometric Data****Kod ve opsiyonlar, Code and options**

Order Code	Input Voltage	Power	CCT	CRI	Light Output	Dimension	Weight
<b>SPL-12-NW</b>	220-240V AC	12W	4000K	Ra>80	1250lm	270x270x78	650gr.
<b>SPL-12-NW-3H</b>	220-240V AC	12W	4000K	Ra>80	1250lm	270x270x78	650gr.
<b>SPL-E27</b>	220-240V AC					270x270x78	550gr.
<b>SPL-E27-3L</b>	220-240V AC					270x270x78	550gr.





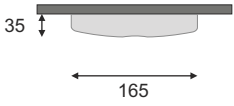
### Özellikler, Features

Extrüzyon tekniği ile üretilmiş termoplastik ABS gövde  
 Homojen ışık dağılımı ile yüksek ışık geçirgenlikli şeffaf enjeksiyon difüzör plexiglass  
 L90B50'ye göre  $\geq 50.000$  saat ömür beklentili yüksek etkinlik faktörüne sahip midpower LED modül  
 Tüm aksesuarları ile sıva üstünde tavana veya duvara kolay montaj  
 Çalışma sıcaklığı  $-20^{\circ}\text{C} \dots 45^{\circ}\text{C}$

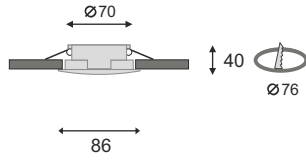
Electrostatic moulded termoplastic ABS body  
 Injection moulded acrylic diffuser  
 Opal white diffuser with lambertian light distribution and high transmissivity  
 High-efficacy LED achieving L90B50  $> 50,000$  hours of lifetime  
 Easy installation with all accessory ceiling or wall for surface mounting  
 Ambient temperature  $-20^{\circ}\text{C} \dots 45^{\circ}\text{C}$

### Data, Photometric Data

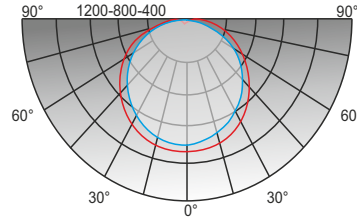
#### AGSO/AGSE



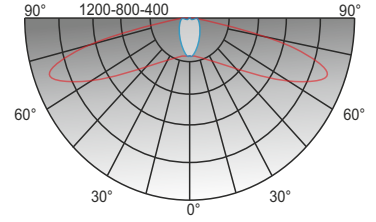
#### AGRO/AGRE



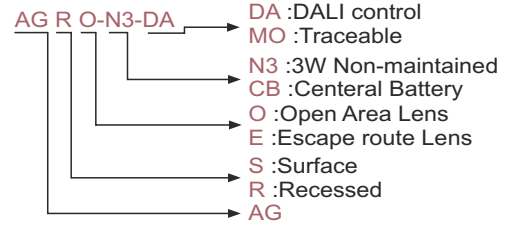
#### OPEN AREA



#### ESCAPE ROUTE



### Kod ve opsiyonlar, Code and options



Order Code	Input Voltage	Power	CCT	CRI	Light Output	Dimension	Weight
AGSO-N3	220-240V AC	3W	6500K	Ra>80	240lm	145x145x40	350gr.
AGSE-N3	220-240V AC	3W	6500K	Ra>80	240lm	145x145x40	350gr.
AGRO-N3	220-240V AC	3W	6500K	Ra>80	240lm	120x120x40	300gr.
AGRE-N3	220-240V AC	3W	6500K	Ra>80	240lm	120x120x40	300gr.
AGSO-D5	220-240V AC, DALI	2W	6500K	Ra>80	240lm	145x145x40	350gr.
AGSE-D5	220-240V AC, DALI	2W	6500K	Ra>80	240lm	145x145x40	350gr.
AGRO-D5	220-240V AC, DALI	2W	6500K	Ra>80	240lm	145x145x40	360gr.
AGRE-D5	220-240V AC, DALI	2W	6500K	Ra>80	240lm	145x145x40	360gr.



[www.parklight.com.tr](http://www.parklight.com.tr)



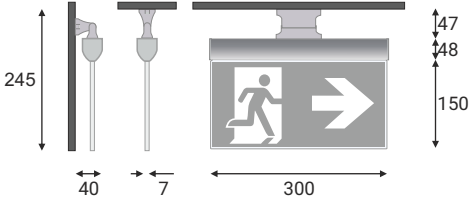


**Özellikler, Features**

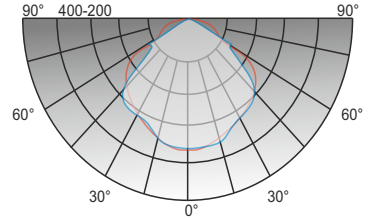
- Alüminyum ekstrüzyon gövde
- Polikarbon yan kapak
- Yüksek verimlilikli LED sürücü
- Sıva üstü, tavana veya duvara kolay montaj
- Polikarbon şeffaf akrilik levha
- Acil durumda 3 saat yanabilme
- Standart şekillerde serigrafli baskılı etiket
- Çalışma sıcaklığı -20°C . . 45°C

- Housing made of extrusion aluminium material
- Polycarbon side cover
- High efficiency LED driver
- Easy to install ceiling or wall surface-mounted
- Polycarbonate clear acrylic sheet
- Emergency operation time 3 hours
- Standard pressed or sticker with pictogram shape
- Ambiant temperature -20°C . . 45°C

**ANA M2**



**Data, Photometric Data**



**Kod ve opsiyonlar, Code and options**

**ANA-M2-P91/93/DA**

- PXX/XX :Pictogram code
- M2, M5 :Maintained 2W, 5W,
- D5, S5 :DALI 5W, Central Battery 5W
- ANA

Order Code	Duration	Input Voltage	Power	CCT	CRI	Light Output	Dimension	Weight
ANA-M2-P91/93	3h	220-240V AC	2W	6500K	Ra>80	90lm	250x300x40	850gr.
ANA-M5-P91/93	3h	220-240V AC	5W	6500K	Ra>80	220lm	250x300x40	950gr.
ANA-D5-P91/93	3h	220-240V AC, DALI	2W	6500K	Ra>80	220lm	250x300x40	950gr.
ANA-S5-P91/93	3h	220V AC - 216DC	5W	6500K	Ra>80	220lm	250x300x40	850gr.

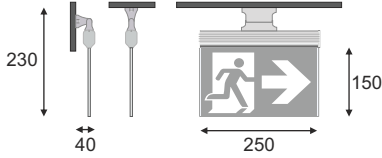


**Özellikler, Features**

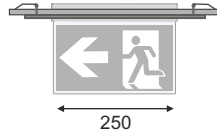
ABS ekstrüzyon gövde de enjeksiyon akrilik plexiglas  
Yüksek verimlilikli LED sürücü  
Sıva üstü tavana veya duvara kolay montaj  
Yüksek sıcaklığa dayanıklı Ni-Cd pil grubu  
Acil durumda 3 saat yanabilme  
Polikarbon şeffaf akrilik levha  
Tüm aksesuarları ile kolay montaj  
Standart şekillerde serigrafi baskılı etiket  
Çalışma sıcaklığı -20°C . . 45°C

Injection moulded acrylic diffuser covered ABS body  
High efficiency LED driver  
Easy to install ceiling or wall surface-mounted  
High temperature Ni-Cd batteries  
Emergency operation time 3 hours  
Polycarbonate clear acrylic sheet  
Easy installation with all accessory  
Standard pressed or sticker with pictogram shape  
Ambiant temperature -20°C . . 45°C

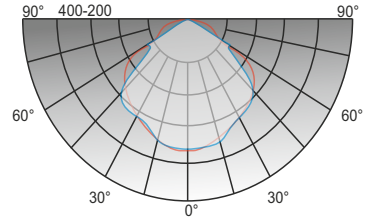
**AME M2**



**AMER**

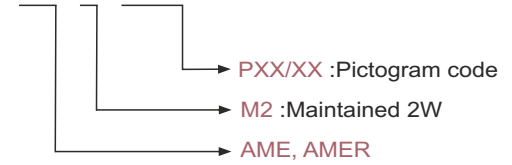


*Data, Photometric Data*



**Kod ve opsiyonlar, Code and options**

**AME-M2-P91/93**



Order Code	Duration	Input Voltage	Power	CCT	CRI	Light Output	Dimension	Weight
AME-M2-P91/93	3h	220-240V AC	2W	6500K	Ra>80	90lm	250x195x55	650gr.
AMER-M2-P91/93	3h	220-240V AC	2W	6500K	Ra>80	90lm	325x195x100	950gr.



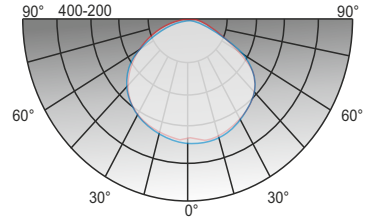
### Özellikler, Features

ABS gövde üzeri PC şeffaf kapak  
Sıva altı(Ankastre) veya sıva üstü montaj  
Tüm aksesuarları ile kolay montaj  
Standart şekillerde serigrafik baskılı etiket  
Çalışma sıcaklığı -20°C . . 45°C

PC clear diffuser covered ABS body  
Easy to install ceiling or wall surface-mounted  
Easy installation with all accessory  
Standard pressed or sticker with pictogram shape  
Ambiant temperature -20°C . . 45°C

**AT**

### Data, Photometric Data



### Kod ve opsiyonlar, Code and options


**AT-M2-P92**→ **PXX** :Pictogram code→ **M2** :Maintained 2W→ **AT, ATA, ATP**

Order Code	Duration	Input Voltage	Power	CCT	CRI	Light Output	Dimension	Weight
<b>AT-M2-PXX</b>	3h	220-240V AC	2W	6500K	Ra>80	900lm	266x141x41	650gr.
<b>AT-M5-PXX</b>	3h	220-240V AC	5W	6500K	Ra>80	900lm	266x141x41	950gr.
<b>AT-D5-PXX</b>	3h	220-240V AC, DALI	2W	6500K	Ra>80	900lm	266x141x41	950gr.

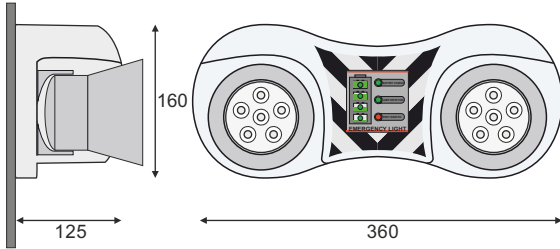
**Özellikler, Features**

2x6W LED'li  
Test butonu, şarj ve lamba kontrol göstergesi  
Aşırı şarj ve deşarj koruması  
Tam bakımsız kuru tip kurşun asit akü  
Çalışma sıcaklığı -20°C . . 45°C

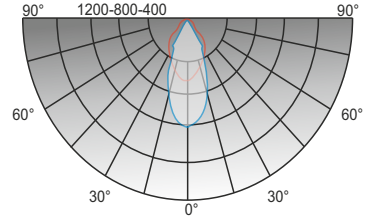
2x6W LED lamp  
Test switch, charge and lamp detection indicator  
Deep discharge and over charge protection  
Long life non-maintenance lead asit (VRLA) battery  
Ambiant temperature -20°C . . 45°C



**AEDL**



**Data, Photometric Data**



**Kod ve opsiyonlar, Code and options**

**AEDL V12**

V12 VRLA 12W, L10 Lithium Ion 10W  
D10 DALI 10W, CB12 Central Battery 12W,  
CA12 Central Battery 12W

**AEDL**

Order Code	Duration	Battery Type	Power	CCT	CRI	Light Output	Dimension	Weight
AEDL V12	5h	VRLA - 12V 7Ah	2x6W	6500K	Ra>80	2x630lm	370x170x150	3200gr.
AEDL L10	3h	LiFePO4 - 2x3.2V 2000mA	2x5W	6500K	Ra>80	2x660lm	370x170x150	3200gr.
AEDL D10	3h	DALI Ni-Cd - 2x3.6V 1500mA	2x5W	6500K	Ra>80	2x660lm	370x170x150	3200gr.
AEDL CB12	CB	Central Battery - 216V DC	2x6W	6500K	Ra>80	2x650lm	370x170x150	2400gr.
AEDL CA12	CB	Central Battery - 24V DC	2x6W	6500K	Ra>80	2x650lm	370x170x150	2400gr.

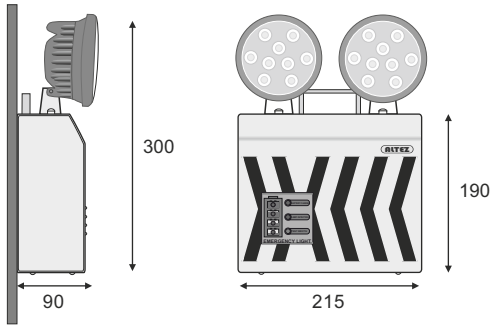


**Özellikler, Features**

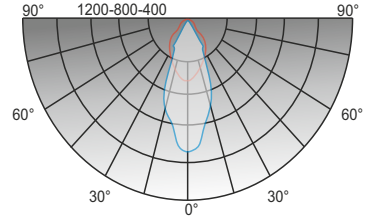
2x36 midpower LED ampullü çift spot  
Electrostatik boyalı DKP metal gövde  
Test butonu, şarj ve lamba kontrol göstergesi  
Aşırı şarj ve deşarj koruması  
Tam bakımsız kuru tip kurşun asit akü  
150cm topraklı kablolu ve fişi  
Çalışma sıcaklığı -20°C . . 45°C

Twin spot non-maintained 2x36 midpower LED lamp  
Iron sheet housing with electrostatic paint  
Test switch, charge and lamp detection indicator  
Deep discharge and over charge protection  
Long life non-maintenance lead asit (VRLA) battery  
150cm cable and plug  
Ambiant temperature -20°C . . 45°C

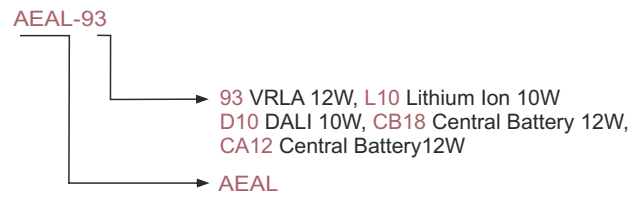
**AEAL**



**Data, Photometric Data**



**Kod ve opsiyonlar, Code and options**



Order Code	Duration	Battery Type	Power	CCT	CRI	Light Output	Dimension	Weight
AEAL 93	3h	VRLA - 12V 7Ah	2x9W	6500K	Ra>80	2x630lm	370x220x90	3200gr.
AEAL L10	3h	LiFePO4 - 2x3.2V 2000mA	2x5W	6500K	Ra>80	2x660lm	370x220x90	3200gr.
AEAL D10	3h	DALI Ni-Cd - 2x3.6V 1500mA	2x5W	6500K	Ra>80	2x660lm	370x220x90	3200gr.
AEAL CB18	CB	Central Battery - 216V DC	2x9W	6500K	Ra>80	2x850lm	370x220x90	2400gr.
AEAL CA12	CB	Central Battery - 24V DC	2x9W	6500K	Ra>80	2x850lm	370x220x90	2400gr.

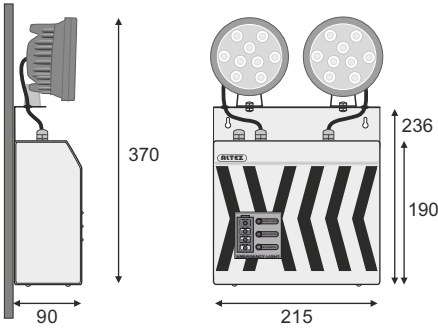


**Özellikler, Features**

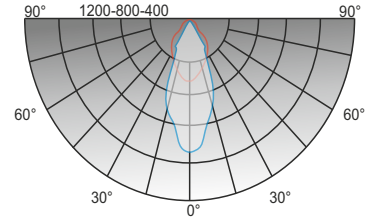
2x36 midpower LED ampullü çift spot  
Electrostatik boyalı DKP metal gövde  
Test butonu, şarj ve lamba kontrol göstergesi  
Aşırı şarj ve deşarj koruması  
Tam bakımsız kuru tip kurşun asit akü  
150cm topraklı kablolu ve fişli  
Çalışma sıcaklığı -20°C . . 45°C

Twin spot non-maintained 2x36 midpower LED lamp  
Iron sheet housing with electrostatic paint  
Test switch, charge and lamp detection indicator  
Deep discharge and over charge protection  
Long life non-maintenance lead asit (VRLA) battery  
150cm cable and plug  
Ambiant temperature -20°C . . 45°C

**AEF**



**Data, Photometric Data**



**Kod ve opsiyonlar, Code and options**



Order Code	Duration	Battery Type	Power	CCT	CRI	Light Output	Dimension	Weight
AEF 93	3h	VRLA - 12V 7Ah	2x9W	6500K	Ra>80	2x630lm	370x220x90	5000gr.
AEF L10	3h	LiFePO4 - 2x3.2V 2000mA	2x5W	6500K	Ra>80	2x660lm	370x220x90	5000gr.
AEF D10	3h	DALI Ni-Cd - 2x3.6V 1500mA	2x5W	6500K	Ra>80	2x660lm	370x220x90	5000gr.
AEF CB9	CB	Central Battery - 216V DC	2x9W	6500K	Ra>80	2x850lm	370x220x90	4200gr.
AEF CA9	CB	Central Battery - 24V DC	2x9W	6500K	Ra>80	2x850lm	370x220x90	4200gr.



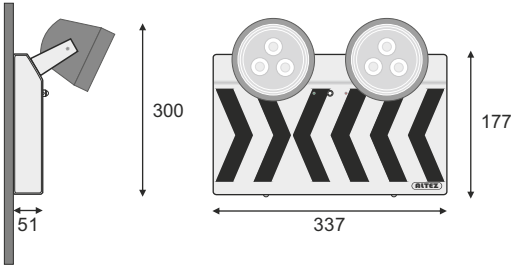


### Özellikler, Features

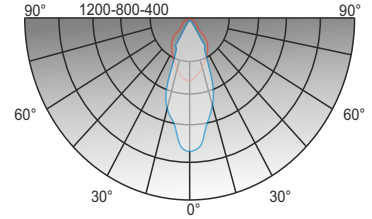
EN 1838'e uygun acil durum aydınlatması  
 Electrostatic Ral9016 boyalı metal gövde  
 %100 verimce acilde çalışma çalışma modeli  
 Optimum sıcaklığı sağlayan geniş soğutucu  
 yüzeyli enjeksiyon alüminyum  
 Sıvaüstü tavana kolay montaj  
 2.5 ile 8m tavan yükseklikteki odalar için  
 Yüksek performans Lithium Ion pil  
 Yüksek CRI ve 240 lm LED aydınlatma  
 Acil durumda 3 saat yanabilme  
 Opsiyonel DALI uyumlu otomasyona entegre  
 Çalışma sıcaklığı -20°C . . 45°C

Emergency lighting in accordance with EN 1838  
 Iron sheet housing with Ral 9016 electrostatic paint  
 Non-maintained operation mode with %100  
 Large heat sink ensures optimum thermal management  
 Easy to install surface ceiling mounted  
 For use in rooms with ceiling bright 2.5 to 8m  
 High perform lithium ion battery  
 LED 240lm high CRI  
 Optional inetgrated aotomasyon compatible DALI  
 Emergency operation time 3 hours  
 Ambient temperature -20°C . . 45°C

### AEE



### Data, Photometric Data



### Kod ve opsiyonlar, Code and options



Order Code	Duration	Battery Type	Power	CCT	CRI	Light Output	Dimension	Weight
AEE 33	3h	VRLA - 12V 7Ah	2x3W	6500K	Ra>80	2x290lm	377x220x145	2300gr.
AEE L10	3h	LiFePO4 - 2x3.2V 2000mA	2x3W	6500K	Ra>80	2x330lm	377x220x145	2100gr.
AEE D10	3h	DALI Ni-Cd - 2x3.6V 1500mA	2x3W	6500K	Ra>80	2x330lm	377x220x145	2100gr.
AEE CB12	CB	Central Battery - 216V DC	2x3W	6500K	Ra>80	2x650lm	377x220x145	1900gr.
AEE CA12	CB	Central Battery - 24V DC	2x3W	6500K	Ra>80	2x650lm	377x220x145	2400gr.

**PARK  
LIGHT**

 Orta Mh. Mümtaz Sk.No:7  
Tepeören Tuzla/İstanbul

[www.parklight.com.tr](http://www.parklight.com.tr)